



ANNUAL REPORT

LETTER FROM THE EXECUTIVE CHAIRMAN & THE CEO

APRIL 14, 2020

DEAR FELLOW SHAREHOLDERS,

Three months into this new year and the world has changed dramatically. Like other companies operating amid the COVID-19 pandemic, we find ourselves working diligently to protect the interests of all our stakeholders during this unprecedented time. And while there is much uncertainty about the future, we are resolute in supporting the health of our teammates, our athletes and our business. What follows is our perspective on the positive strides we have made with our business in the recent past. Given the dynamic landscape, we will continue to evolve our business and strategy as we manage through this crisis.

Fourteen years ago, when Under Armour's first annual report was written, we spoke about the importance of building a solid foundation for long-term growth and consistently balancing the core elements of our strategic pillars: Product, Story, Service and Team.

In the time since – which has seen a rapid globalization of business within the digital age and the continued growth of sport, fitness and wellness – the world has evolved tremendously. Through it all, Under Armour has embraced the change, evolved with it and created a resilient company

capable of battling through numerous shifts in consumer behavior and the relentless pressure of a highly competitive marketplace.

In 2019, our revenue grew 1 percent to \$5.3 billion. And while our efforts to return to growth in North America are taking longer than expected, our international business continued to demonstrate strength and its important role in our portfolio of levers. Full year gross margin improved 180 basis points to 46.9%; operating income was \$237 million; and, our diluted earnings per share was \$0.20.

To be clear, we are not satisfied with these results versus where we thought would be now during our transformation. That said, change of this magnitude takes time and we remain fundamentally committed to returning to growth and improving shareholder returns over the long-term.

In the near-term, we have areas we are proud of including important operational, structural and process improvements that contributed to meaningful balance sheet improvements driven by disciplined inventory management and more thoughtful capital expenditure allocations – all of which we believe sets us up to manage through many of the challenges ahead. Strategically, we are well positioned globally as one of only a few authentic, on-field athletic performance brands. Our innovative, beautifully designed products that make you better also now have a more powerful brand voice to connect even more deeply with our consumers.

As we entered 2020, we significantly began to amplify the use of brand marketing to increase awareness, engagement and consideration around the world. Executing this powerful global brand platform, *The Only Way is Through*, will remind and inspire consumers why Under Armour is special. We believe this voice will play a crucial role in reigniting and further solidifying our

positioning with our target consumer – the focused performer – and will be instrumental in improving our underlying demand to drive our premium brand perception.

From a product perspective, key innovations such as Under Armour *Coldgear®*, *Rush™*, *Recover™* and *UA HOVR™* – along with a loaded pipeline to come – blend style and beauty with the highly technical features that consumers have come to expect from us. Leveraging athlete franchises like Dwyane Johnson’s *Project Rock collection* and Stephen Curry’s *SC* business broaden our reach even further. And with partnerships like Virgin Galactic where we are using inline Under Armour innovation to equip the next generation of space travel, we’re helping redefine the boundaries of performance. Additionally, having successfully reduced and streamlined inconsistencies found previously in our go-to-market process, we are laser focused on the cultivation and curation of elevated product franchises that deliver on our style, performance and fit criteria.

Within our direct-to-consumer business, we’re investing in capabilities to become more digitally and physically capable of delivering a premium, seamless experience every time consumers engage with our brand. This includes an improved eCommerce platform in North America to better compete in today’s rapidly evolving digital landscape. In addition, an enhanced customer relationship management program along with 40-50 million monthly active Connected Fitness users will help power personalization, engagement and frequency as we continue to scale our business globally.

From a team perspective – following a lengthy succession planning process, we also transitioned into new roles of Executive Chairman & Brand Chief and President & Chief Executive Officer, respectively. In our new roles, we are focused on evolving our

partnership to maximize both of our unique skill sets and putting Under Armour in the best possible position to realize the brand’s full potential.

Our path is clear: we compete in athletic performance, we are the human performance company that gives you the edge to push beyond any limit, and we make you better. When we watch Under Armour athletes train and compete, we are joined in pride, community and in family.

Families love, they fight, they suffer losses but above all else – they are connected, resilient and persevere. This authenticity is earned and a privilege that represents an immense responsibility. A responsibility to our teammates, customers and shareholders to stay focused and play the long game for athletes, and we’re doing exactly that.

We recognize that Under Armour’s long-term transformation continues to ask a lot from our stakeholders. There is undoubtedly hard work and tough decisions that are ahead of us, but we’re encouraged by the progress we’ve made thus far and believe that we are fundamentally running a better company today than just a few years ago.

When it comes to Under Armour, there’s never been a shortage of detractors. But we’re used to that. 24-years used to that. We’re more than our successes. We’re more than our failures. As we emerge from this current environment – on the other side of what the new ‘normal’ may or may not be – sport, fitness and wellness will be tantamount to our global recovery.

Great brands endure. The only way is through.



KEVIN A. PLANK
Executive Chairman
& Brand Chief

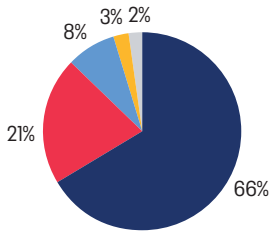


PATRIK FRISK
President &
Chief Executive Officer

KEY FINANCIALS

NET REVENUE BY CATEGORY

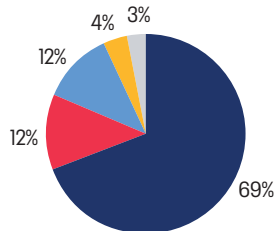
(PERCENT OF 2019 TOTAL)



- Apparel
- Footwear
- Accessories
- Licensing
- Connected fitness

NET REVENUE BY REGION

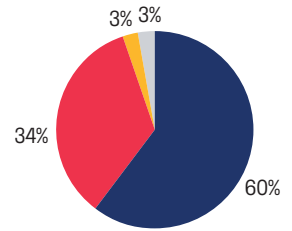
(PERCENT OF 2019 TOTAL)



- North America
- Europe, Middle East & Africa
- Asia Pacific
- Latin America
- Connected Fitness

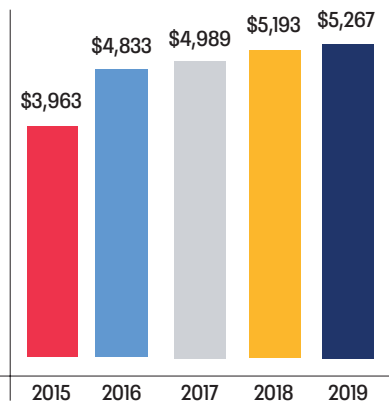
NET REVENUE BY CHANNEL

(PERCENT OF 2019 TOTAL)

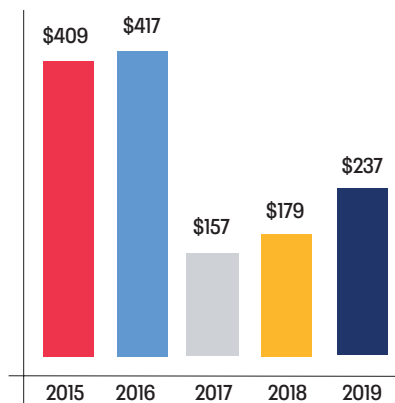


- Wholesale
- Direct-to-Consumer
- Licensing
- Connected Fitness

NET REVENUE \$ IN MILLIONS

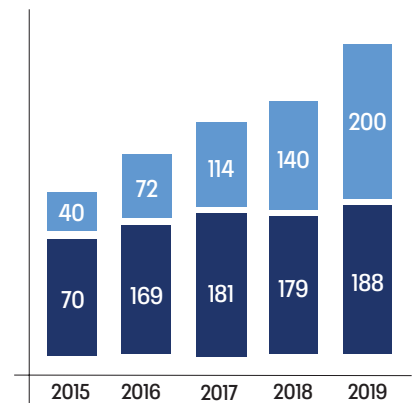


INCOME FROM OPERATIONS \$ IN MILLIONS



*Adjusted basis: Excludes \$203,949 and \$129,126 of Restructuring Impacts in 2018 & 2017 respectively; GAAP Basis (\$25,017) and \$27,843 for 2018 & 2017 respectively

TOTAL DOOR COUNT



- North America
- International


BOARD OF DIRECTORS



KEVIN A. PLANK
Executive Chairman and
Brand Chief





MOHAMED A. EL-ERIAN
Former Chief Executive Officer and
Co-Chief Investment Officer of
PIMCO



PATRIK FRISK
President and Chief
Executive Officer



KAREN W. KATZ
Former President and Chief
Executive Officer, Nieman
Marcus Group LTD LLC



**GEORGE W.
BODENHEIMER**
Former President of ESPN, Inc.
and ABC Sports



A.B. KRONGARD
Former Chief Executive
Officer and Chairman, Alex.
Brown, Incorporated



DOUGLAS E. COLTHARP
Executive Vice President and Chief
Financial Officer, Encompass Health
Corporation



ERIC T. OLSON
Admiral U.S. Navy (Retired)
and Former Commander, U.S.
Special Operations Command



JERRI L. DEVARD
Former Executive Vice
President, Chief Customer
Officer of Office Depot, Inc.



HARVEY L. SANDERS
Former Chief Executive
Officer and Chairman, Nautica
Enterprises, Inc.



**UNITED STATES
SECURITIES AND EXCHANGE COMMISSION**
Washington, D.C. 20549

Form 10-K

(Mark One)

ANNUAL REPORT PURSUANT TO SECTION 13 OR 15(d) OF THE SECURITIES EXCHANGE ACT OF 1934

For the fiscal year ended December 31, 2019

or

TRANSITION REPORT PURSUANT TO SECTION 13 OR 15(d) OF THE SECURITIES EXCHANGE ACT OF 1934

For the transition period from _____ to _____

Commission File No. 001-33202



UNDER ARMOUR, INC.

(Exact name of registrant as specified in its charter)

Maryland
(State or other jurisdiction of
incorporation or organization)

1020 Hull Street
Baltimore, Maryland 21230

(Address of principal executive offices) (Zip Code)

52-1990078
(I.R.S. Employer
Identification No.)

(410) 454-6428

(Registrant's Telephone Number, Including Area Code)

Securities registered pursuant to Section 12(b) of the Act:

Class A Common Stock

UAA

New York Stock Exchange

Class C Common Stock

UA

New York Stock Exchange

(Title of each class)

(Trading Symbols)

(Name of each exchange on which registered)

Securities registered pursuant to Section 12(g) of the Act:
None

Indicate by check mark if the registrant is a well-known seasoned issuer, as defined in Rule 405 of the Securities Act. Yes No

Indicate by check mark if the registrant is not required to file reports pursuant to Section 13 or Section 15(d) of the Act. Yes No

Indicate by check mark whether the registrant (1) has filed all reports required to be filed by Section 13 or 15(d) of the Securities Exchange Act of 1934 during the preceding 12 months (or for such shorter period that the registrant was required to file such reports), and (2) has been subject to such filing requirements for the past 90 days. Yes No

Indicate by check mark whether the registrant has submitted electronically every Interactive Data File required to be submitted pursuant to Rule 405 of Regulation S-T (§ 232.405 of this chapter) during the preceding 12 months (or for such shorter period that the registrant was required to submit such files). Yes No

Indicate by check mark whether the registrant is a large accelerated filer, an accelerated filer, a non-accelerated filer, a smaller reporting company, or an emerging growth company. See the definitions of "large accelerated filer," "accelerated filer," "smaller reporting company," and "emerging growth company" in Rule 12b-2 of the Exchange Act.

Large accelerated filer	<input checked="" type="checkbox"/>	Accelerated filer	<input type="checkbox"/>
Non-accelerated filer	<input type="checkbox"/>	Smaller reporting company	<input type="checkbox"/>
		Emerging growth company	<input type="checkbox"/>

If an emerging growth company, indicate by check mark if the registrant has elected not to use the extended transition period for complying with any new or revised financial accounting standards provided pursuant to Section 13(a) of the Exchange Act.

Indicate by check mark whether the registrant is a shell company (as defined in Rule 12b-2 of the Act). Yes No

As of June 28, 2019, the last business day of our most recently completed second fiscal quarter, the aggregate market value of the registrant's Class A Common Stock and Class C Common Stock held by non-affiliates was \$4,752,779,802 and \$5,002,002,219, respectively.

As of January 31, 2020, there were 188,306,053 shares of Class A Common Stock, 34,450,000 shares of Class B Convertible Common Stock and 229,070,426 shares of Class C Common Stock outstanding.

DOCUMENTS INCORPORATED BY REFERENCE

Portions of Under Armour, Inc.'s Proxy Statement for the Annual Meeting of Stockholders to be held on May 10, 2020 are incorporated by reference in Part III of this Form 10-K.

UNDER ARMOUR, INC.
ANNUAL REPORT ON FORM 10-K
TABLE OF CONTENTS

PART I.

Item 1.	Business	
	General	1
	Products	1
	Marketing and Promotion	2
	Sales and Distribution	3
	Seasonality	4
	Product Design and Development	4
	Sourcing, Manufacturing and Quality Assurance	5
	Inventory Management	5
	Intellectual Property	6
	Competition	6
	Employees	7
	Available Information	7
Item 1A.	Risk Factors	8
Item 1B.	Unresolved Staff Comments	22
Item 2	Properties	23
Item 3	Legal Proceedings	23
	Information About Our Executive Officers	23
Item 4	Mine Safety Disclosures	24

PART II.

Item 5	Market for Registrant's Common Equity, Related Stockholder Matters and Issuer Purchases of Equity Securities	26
Item 6	Selected Financial Data	28
Item 7	Management's Discussion and Analysis of Financial Condition and Results of Operations	30
Item 7A.	Quantitative and Qualitative Disclosures About Market Risk	49
Item 8	Financial Statements and Supplementary Data	51
Item 9	Changes in and Disagreements With Accountants on Accounting and Financial Disclosure	92
Item 9A.	Controls and Procedures	92
Item 9B	Other Information	86

PART III.

Item 10.	Directors, Executive Officers and Corporate Governance	94
Item 11	Executive Compensation	94
Item 12	Security Ownership of Certain Beneficial Owners and Management and Related Stockholder Matters	94
Item 13.	Certain Relationships and Related Transactions, and Director Independence	94
Item 14.	Principal Accountant Fees and Services	94

PART IV.

Item 15.	Exhibits and Financial Statement Schedules	95
Item 16	Form 10-K Summary	N/A

SIGNATURES		98
-------------------	--	-----------

PART I

ITEM 1. BUSINESS

General

Our principal business activities are the development, marketing and distribution of branded performance apparel, footwear and accessories for men, women and youth. The brand's performance apparel and footwear are engineered in many designs and styles for wear in nearly every climate to provide a performance alternative to traditional products. Our products are sold worldwide and are worn by athletes at all levels, from youth to professional, on playing fields around the globe, as well as by consumers with active lifestyles.

We generate net revenues from the sale of our products globally to national, regional, independent and specialty wholesalers and distributors. We also generate net revenue from the sale of our products through our direct to consumer sales channel, which includes our brand and factory house stores and e-commerce websites. In addition, we generate net revenues through product licensing, digital fitness subscriptions and digital advertising on our Connected Fitness applications. A majority of our products are sold in North America; however we believe that our products appeal to athletes and consumers with active lifestyles around the globe.

We plan to continue to grow our business over the long term through increased sales of our apparel, footwear and accessories, expansion of our wholesale distribution, growth in our direct to consumer sales channel and expansion in international markets. Our digital strategy is focused on supporting these long term objectives, emphasizing the connection and engagement with our consumers through multiple digital touch points, including through our Connected Fitness business.

We were incorporated as a Maryland corporation in 1996. As used in this report, the terms "we," "our," "us," "Under Armour" and the "Company" refer to Under Armour, Inc. and its subsidiaries unless the context indicates otherwise. We have registered trademarks around the globe, including UNDER ARMOUR®, HEATGEAR®, COLDGEAR®, UA HOVR™ and the Under Armour UA Logo, and we have applied to register many other trademarks. This Annual Report on Form 10-K also contains additional trademarks and tradenames of our Company and our subsidiaries. All trademarks and tradenames appearing in this Annual Report on Form 10-K are the property of their respective holders.

Products

Our product offerings consist of apparel, footwear and accessories for men, women and youth. We market our products at multiple price levels and provide consumers with products that we believe are a superior alternative to traditional athletic products. In 2019, sales of apparel, footwear and accessories represented 66%, 21% and 8% of net revenues, respectively. Licensing arrangements and revenue from our Connected Fitness business represented the remaining 5% of net revenues. Refer to Note 17 to the Consolidated Financial Statements for net revenues by product.

Apparel

Our apparel is offered in a variety of styles and fits intended to enhance comfort and mobility, regulate body temperature and improve performance regardless of weather conditions. Our apparel is engineered to replace traditional non-performance fabrics in the world of athletics and fitness with performance alternatives designed and merchandised with a variety of innovative techniques and product styles. Our highly technical products extend primarily across the sporting goods, outdoor and active lifestyle markets. We market our apparel for consumers to provide a benefit you never knew you needed, but can't imagine living without, including HEATGEAR® to wear when it is hot, COLDGEAR® to wear when it is cold, or our RUSH™ or RECOVER™ designed to increase blood flow. Our apparel comes in three primary fit types: compression (tight fit), fitted (athletic fit) and loose (relaxed).

HEATGEAR® is designed to be worn in warm to hot temperatures under equipment or as a single layer. While a sweat-soaked traditional non-performance T-shirt can weigh two to three pounds, HEATGEAR® is engineered with a microfiber blend designed to wick moisture from the body which helps the body stay cool, dry and light. We offer HEATGEAR® in a variety of tops and bottoms in a broad array of colors and styles for wear in the gym or outside in warm weather.

COLDGEAR® is designed to wick moisture from the body while circulating body heat from hot spots to help maintain core body temperature. Our COLDGEAR® apparel provides both dryness and warmth in a single light

layer that can be worn beneath a jersey, uniform, protective gear or ski-vest, and our COLDFEAR® outerwear products protect the athlete, as well as the coach and the fan from the outside in. Our COLDFEAR® products generally sell at higher prices than our other product styles.

Footwear

Footwear primarily includes products for running, basketball, cleated sports, slides, training, and outdoor. Our footwear is light, breathable and built with performance attributes for athletes. Our footwear is designed with under-foot cushioning technologies including UA HOVR™, UA Micro G®, and Charged Cushioning®, engineered to a specific sport with advanced outsole construction.

Accessories

Accessories primarily includes the sale of athletic performance gloves, bags and headwear. Our accessories include HEATGEAR® and COLDFEAR® technologies and are designed with advanced fabrications to provide the same level of performance as our other products.

Connected Fitness

We offer digital fitness subscriptions, along with digital advertising through our MapMyFitness, MyFitnessPal and Endomondo platforms. Our MapMyFitness platform includes applications, such as MapMyRun and MapMyRide.

License

We have agreements with licensees to develop certain Under Armour apparel, accessories and equipment. In order to maintain consistent quality and performance, our product, marketing, sales and quality assurance teams are involved in substantially all steps of the design and go to market process in order to maintain brand and compliance standards and consistency. During 2019, our licensees offered collegiate, National Football League ("NFL") and National Basketball Association ("NBA") apparel and accessories, baby and youth apparel, team uniforms, socks, water bottles, eyewear and other specific hard goods equipment that feature performance advantages and functionality similar to our other product offerings.

Marketing and Promotion

We currently focus on marketing our products to consumers primarily for use in athletics, fitness, and training activities and as part of an active lifestyle. We seek to drive consumer demand by building brand awareness that our products deliver advantages to help athletes perform better.

Sports Marketing

Our marketing and promotion strategy begins with providing and selling our products to high-performing athletes and teams at the high school, collegiate and professional levels. We execute this strategy through outfitting agreements, professional, club, and collegiate sponsorship, individual athlete and influencer agreements and by providing and selling our products directly to team equipment managers and to individual athletes. We also seek to sponsor and host consumer events to drive awareness and brand authenticity from a grassroots level by hosting combines, camps and clinics for young athletes in many sports. As a result, our products are seen on the field and on the court, and by various consumer audiences through the internet, television, magazines and live at sporting events. This exposure to consumers helps us establish on-field authenticity as consumers can see our products being worn by high-performing athletes.

We are the official outfitter of athletic teams in several high-profile collegiate conferences. We are an official supplier of footwear and gloves to the NFL and a partner with the NBA which allows us to market our NBA athletes in game uniforms in connection with our products, including basketball footwear. We sponsor and sell our products to international sports teams, which helps to drive brand awareness in various countries and regions around the world.

Media

We feature our products in a variety of national digital, broadcast, and print media outlets. We also utilize social and mobile media to engage consumers and promote connectivity with our brand and our products. For example, in 2019, we had a digitally led marketing approach for the launch of our UA HOVR™ run franchise, which included a variety of content on various social media platforms.

Retail Presentation

The primary goal of our retail marketing strategy is to increase brand floor space dedicated to our products within our major retail accounts. The design and funding of Under Armour point of sale displays and concept shops within our major retail accounts has been a key initiative for securing prime floor space, educating the consumer and creating an exciting environment for the consumer to experience our brand. Under Armour point of sale displays and concept shops enhance our brand's presentation within our major retail accounts with a shop-in-shop approach, using dedicated floor space exclusively for our products, including flooring, lighting, walls, displays and images.

Sales and Distribution

The majority of our sales are generated through wholesale channels, which include national and regional sporting goods chains, independent and specialty retailers, department store chains, institutional athletic departments and leagues and teams. In various countries where we do not have direct sales operations, we sell our products to independent distributors or we engage licensees to sell our products.

We also sell our products directly to consumers through our own network of brand and factory house stores and through e-commerce websites globally. Factory house store products are specifically designed for sale in our factory house stores and serve an important role in our overall inventory management by allowing us to sell a portion of excess, discontinued and out-of-season products, while maintaining the pricing integrity of our brand in our other distribution channels. Through our brand house stores, consumers experience the premium full expression of our brand while having broader access to our performance products. In 2019, sales through our wholesale, direct to consumer, licensing and Connected Fitness channels represented 60%, 34%, 3% and 3% of net revenues, respectively.

We believe the trend toward performance products is global and plan to continue to introduce our products and simple merchandising story to athletes throughout the world. We are introducing our performance products and services outside of North America in a manner consistent with our past brand-building strategy, including selling our products directly to teams and individual athletes in these markets, thereby providing us with product exposure to broad audiences of potential consumers.

Our primary business operates in four geographic segments: (1) North America, comprising the United States and Canada, (2) Europe, the Middle East and Africa ("EMEA"), (3) Asia-Pacific, and (4) Latin America. Each of these geographic segments operate predominantly in one industry: the development, marketing and distribution of branded performance apparel, footwear and accessories. We also operate our Connected Fitness business as a separate segment. Effective January 1, 2019, we changed the way we internally analyze the business and exclude certain corporate costs from our segment profitability measures. We now report these costs within Corporate Other, which is designed to provide increased transparency and comparability of our operating segments. Prior year amounts have been recast to conform to the 2019 presentation. These changes have no impact on previously reported consolidated balance sheets, statements of operations, comprehensive income (loss), stockholders' equity, or cash flows.

Corporate Other consists largely of general and administrative expenses not allocated to an operating segment, including expenses associated with centrally managed departments such as global marketing, global IT, global supply chain, innovation and other corporate support functions; costs related to our global assets and global marketing, costs related to our headquarters; restructuring and restructuring related charges; and certain foreign currency hedge gains and losses.

Our North America segment accounted for approximately 69% of our net revenues for 2019. Approximately 28% of our net revenues were generated from our international segments in 2019. Approximately 3% of our net revenues were generated from our Connected Fitness segment in 2019. No customer accounted for more than 10% of our net revenues in 2019. We plan to continue to grow our business over the long term in part through continued expansion in new and established international markets. Refer to Note 17 to the Consolidated Financial Statements for net revenues by segment.

North America

We sell our apparel, footwear and accessories in North America through our wholesale and direct to consumer channels. Net revenues generated from the sales of our products in the United States were \$3.4 billion and \$3.5 billion for the years ended December 31, 2019 and 2018, respectively.

Our direct to consumer sales are generated through our brand and factory house stores and e-commerce website. As of December 31, 2019, we had 169 factory house stores in North America primarily located in outlet

centers throughout the United States. As of December 31, 2019, we had 19 brand house stores in North America. Consumers can purchase our products directly from our e-commerce website, www.underarmour.com.

In addition, we earn licensing revenue in North America based on our licensees' sale of collegiate apparel and accessories, as well as sales of other licensed products.

We distribute the majority of our products sold to our North American wholesale customers and our own retail stores and e-commerce businesses from distribution facilities we lease and operate in California, Maryland and Tennessee. In addition, we distribute our products in North America through third-party logistics providers with primary locations in Canada, New Jersey and Florida. In some instances, we arrange to have products shipped from the factories that manufacture our products directly to customer-designated facilities.

EMEA

We sell our apparel, footwear and accessories primarily through wholesale customers, independent distributors, e-commerce websites, and brand and factory house stores within Europe. We also sell our branded products to various sports clubs and teams in Europe. We generally distribute our products to our retail customers and e-commerce consumers in Europe through a third-party logistics provider in the Netherlands. We sell our apparel, footwear and accessories through independent distributors in the Middle East, Africa and Russia.

Asia-Pacific

We sell our apparel, footwear and accessories products in China, South Korea and Australia through stores operated by our distribution and wholesale partners, along with e-commerce websites and brand and factory house stores we operate. We also sell our products to distributors in New Zealand, India, Taiwan, Hong Kong and other countries in Southeast Asia where we do not have direct sales operations. We distribute our products in Asia-Pacific through third-party logistics providers based in Hong Kong, China, South Korea, Australia and India.

We have a license agreement with Dome Corporation, which produces, markets and sells our branded apparel, footwear and accessories in Japan. Our branded products are sold in Japan to large sporting goods retailers, independent specialty stores and professional sports teams, and through licensee-owned retail stores. We hold an equity method investment in Dome.

Latin America

We sell our products in Mexico and Chile through wholesale customers, e-commerce websites and brand and factory house stores. In these countries we operate through third-party distribution facilities. In other Latin American countries we distribute our products through independent distributors which are sourced primarily through our international distribution hub in Panama. We have a license and distribution agreement with a third party that sells our products in Brazil.

Connected Fitness

We offer digital fitness subscriptions, along with digital advertising through our MapMyFitness, MyFitnessPal and Endomondo platforms. Our MapMyFitness platform includes applications, such as MapMyRun and MapMyRide. We engage this community by developing innovative services and other digital solutions to impact how athletes and fitness-minded individuals train, perform and live.

Seasonality

Historically, we have recognized a majority of our net revenues and a significant portion of our income from operations in the last two quarters of the calendar year, driven primarily by increased sales volume of our products during the fall selling season, including a larger proportion of higher margin direct to consumer sales. The level of our working capital generally reflects the seasonality and growth in our business. We generally expect inventory, accounts payable and certain accrued expenses to be higher in the second and third quarters in preparation for the fall selling season.

Product Design and Development

Our products are developed in collaboration with our product development teams and manufactured with technical fabrications produced by third parties. This approach enables us to select and create superior, technically advanced materials, curated to our specifications, while focusing our product development efforts on style, performance and fit.

With a mission to make athletes better, we seek to deliver superior performance in all products. Our developers proactively identify opportunities to create and improve performance products that meet the evolving

needs of our consumer. We design products with consumer-valued technologies, utilizing color, texture and fabrication to enhance our consumers perception and understanding of product use and benefits.

Our product development team works closely with our sports marketing and sales teams as well as professional and collegiate athletes to identify product trends and determine market needs. For example, these teams worked closely to identify the opportunity and market for our COLDGEAR® Infrared product, which is a ceramic print technology on the inside of our garments that provides athletes with lightweight warmth, and UA HOVR™, a proprietary underfoot cushioning wrapped in a mesh web, equipped with a MapMyRun powered sensor designed to deliver energy return and real-time coaching.

Sourcing, Manufacturing and Quality Assurance

Many of the specialty fabrics and other raw materials used in our apparel products are technically advanced products developed by third parties and may be available, in the short term, from a limited number of sources. The fabric and other raw materials used to manufacture our apparel products are sourced by our contracted manufacturers from a limited number of suppliers pre-approved by us. In 2019, approximately 42% of the fabric used in our apparel products came from 5 suppliers. These fabric suppliers have primary locations in Taiwan, China, Malaysia, United States and Vietnam. The fabrics used by our suppliers and manufacturers are primarily synthetic and involve raw materials, including petroleum based products that may be subject to price fluctuations and shortages. We also use cotton in some of our apparel products, as a blended fabric and also in our CHARGED COTTON® line. Cotton is a commodity that is subject to price fluctuations and supply shortages. Additionally, our footwear uses raw materials that are sourced from a diverse base of third party suppliers. This includes chemicals and petroleum-based components such as rubber that are also subject to price fluctuations and supply shortages.

Substantially all of our products are manufactured by unaffiliated manufacturers. In 2019, our apparel and accessories products were manufactured by 37 primary contract manufacturers, operating in 15 countries, with approximately 55% of our apparel and accessories products manufactured in Jordan, Vietnam, China and Malaysia. Of our 37 primary contract manufacturers, 10 produced approximately 52% of our apparel and accessories products. In 2019, our footwear products were manufactured by six primary contract manufacturers, operating primarily in Vietnam, China and Indonesia. These six primary contract manufacturers produced approximately 96% of our footwear products.

All manufacturers across all product divisions are evaluated for quality systems, social compliance and financial strength by our internal teams prior to being selected and on an ongoing basis. Where appropriate, we strive to qualify multiple manufacturers for particular product types and fabrications. We also seek out vendors that can perform multiple manufacturing stages, such as procuring raw materials and providing finished products, which helps us to control our cost of goods sold. We enter into a variety of agreements with our contract manufacturers, including non-disclosure and confidentiality agreements, and we require that all of our manufacturers adhere to a code of conduct regarding quality of manufacturing, working conditions and other social concerns. We do not, however, have any long term agreements requiring us to utilize any manufacturer, and no manufacturer is required to produce our products for the long term. We have subsidiaries strategically located near our key partners to support our manufacturing, quality assurance and sourcing efforts for our products. We also manufacture a limited number of products, primarily for high-profile athletes and teams, on-premises in our quick turn, Special Make-Up Shop located at one of our facilities in Maryland.

Inventory Management

Inventory management is important to the financial condition and operating results of our business. We manage our inventory levels based on existing orders, anticipated sales and the rapid-delivery requirements of our customers. Our inventory strategy is focused on continuing to meet consumer demand while improving our inventory efficiency over the long term by putting systems and processes in place to improve our inventory management. These systems and processes, including our global operating and financial reporting information technology system, are designed to improve our forecasting and supply planning capabilities. In addition to systems and processes, key areas of focus that we believe will enhance inventory performance are added discipline around the purchasing of product, production lead time reduction, and better planning and execution in selling of excess inventory through our factory house stores and other liquidation channels.

Our practice, and the general practice in the apparel, footwear and accessory industries, is to offer retail customers the right to return defective or improperly shipped merchandise. As it relates to new product introductions, which can often require large initial launch shipments, we commence production before receiving orders for those products from time to time.

Intellectual Property

We believe we own the material trademarks used in connection with the marketing, distribution and sale of our products, both domestically and internationally, where our products are currently sold or manufactured. Our major trademarks include the UA Logo and UNDER ARMOUR®, both of which are registered in the United States, Canada, Mexico, the European Union, Japan, China and numerous other countries. We also own trademark registrations for other trademarks including, among others, UA®, ARMOUR®, HEATGEAR®, COLDGEAR®, PROTECT THIS HOUSE®, I WILL®, and many trademarks that incorporate the term ARMOUR such as ARMOURBOX®, ARMOUR® FLEECE, and ARMOUR BRA®. We also own registrations to protect our connected fitness branding such as MyFitnessPal®, MapMyFitness® and associated MapMy marks and UNDER ARMOUR CONNECTED FITNESS®. We own domain names for our primary trademarks (most notably underarmour.com and ua.com) and hold copyright registrations for several commercials, as well as for certain artwork. We intend to continue to strategically register, both domestically and internationally, trademarks and copyrights we utilize today and those we develop in the future. We will continue to aggressively police our trademarks and pursue those who infringe, both domestically and internationally.

We believe the distinctive trademarks we use in connection with our products are important in building our brand image and distinguishing our products from those of others. These trademarks are among our most valuable assets. In addition to our distinctive trademarks, we also place significant value on our trade dress, which is the overall image and appearance of our products, and we believe our trade dress helps to distinguish our products in the marketplace.

We traditionally have had limited patent protection on some of the technology, materials and processes used in the manufacture of our products. In addition, patents are increasingly important with respect to our innovative products and new businesses and investments. As we continue to expand and drive innovation in our products, we seek patent protection on products, features and concepts we believe to be strategic and important to our business. We will continue to file patent applications where we deem appropriate to protect our new products, innovations and designs that align with our corporate strategy. We expect the number of applications to increase as our business grows and as we continue to expand our products and innovate.

Competition

The market for performance apparel, footwear and accessories is highly competitive and includes many new competitors as well as increased competition from established companies expanding their production and marketing of performance products. Many of the fabrics and technology used in manufacturing our products are not unique to us, and we own a limited number of fabric or process patents. Some of our competitors are large apparel and footwear companies with strong worldwide brand recognition and significantly greater resources than us, such as Nike and Adidas. We also compete with other manufacturers, including those specializing in performance apparel and footwear, and private label offerings of certain retailers, including some of our retail customers.

In addition, we must compete with others for purchasing decisions, as well as limited floor space at retailers. We believe we have been successful in this area because of the relationships we have developed and the strong sales of our products. However, if retailers earn higher margins from our competitors' products, they may favor the display and sale of those products.

We believe we have been able to compete successfully because of our brand image and recognition, the performance and quality of our products and our selective distribution policies. We also believe our focused product style merchandising story differentiates us from our competition. In the future we expect to compete for consumer preferences and expect that we may face greater competition on pricing. This may favor larger competitors with lower production costs per unit that can spread the effect of price discounts across a larger array of products and across a larger customer base than ours. The purchasing decisions of consumers for our products often reflect highly subjective preferences that can be influenced by many factors, including advertising, media, product sponsorships, product improvements and changing styles.

Employees

As of December 31, 2019, we had approximately 16,400 employees, including approximately 11,300 in our brand and factory house stores and approximately 1,500 at our distribution facilities. Approximately 7,000 of our employees were full-time. Most of our employees are located in the United States. None of our employees in the United States are currently covered by a collective bargaining agreement and there are no material collective bargaining agreements in effect in any of our international locations. We have had no labor-related work stoppages, and we believe our relations with our employees are good.

Available Information

We will make available free of charge on or through our website at <https://about.underarmour.com/> our annual reports on Form 10-K, quarterly reports on Form 10-Q, current reports on Form 8-K and amendments to these reports filed or furnished pursuant to Section 13(a) or 15(d) of the Securities Exchange Act of 1934, as amended (the "Exchange Act") as soon as reasonably practicable after we electronically file these materials with the Securities and Exchange Commission. We also post on this website our key corporate governance documents, including our board committee charters, our corporate governance guidelines and our code of conduct and ethics.

ITEM 1A. RISK FACTORS

Forward-Looking Statements

Some of the statements contained in this Form 10-K and the documents incorporated herein by reference constitute forward-looking statements. Forward-looking statements relate to expectations, beliefs, projections, future plans and strategies, anticipated events or trends and similar expressions concerning matters that are not historical facts, such as statements regarding our future financial condition or results of operations, our prospects and strategies for future growth, potential restructuring efforts, including the scope of these restructuring efforts and the amount of potential charges and costs, the timing of these measures and the anticipated benefits of our restructuring plans, the impact of the coronavirus on our business and results of operations, the development and introduction of new products, the implementation of our marketing and branding strategies, the impact of our investment in our licensee on our results of operations, and the future benefits and opportunities from significant investments. In many cases, you can identify forward-looking statements by terms such as “may,” “will,” “should,” “expects,” “plans,” “anticipates,” “believes,” “estimates,” “predicts,” “outlook,” “potential” or the negative of these terms or other comparable terminology.

The forward-looking statements contained in this Form 10-K and the documents incorporated herein by reference reflect our current views about future events and are subject to risks, uncertainties, assumptions and changes in circumstances that may cause events or our actual activities or results to differ significantly from those expressed in any forward-looking statement. Although we believe that the expectations reflected in the forward-looking statements are reasonable, we cannot guarantee future events, results, actions, levels of activity, performance or achievements. Readers are cautioned not to place undue reliance on these forward-looking statements. A number of important factors could cause actual results to differ materially from those indicated by these forward-looking statements, including, but not limited to, those factors described in “Risk Factors” and “Management’s Discussion and Analysis of Financial Condition and Results of Operations.” These factors include without limitation:

- changes in general economic or market conditions that could affect overall consumer spending or our industry;
- changes to the financial health of our customers;
- our ability to successfully execute our long-term strategies;
- our ability to successfully execute any potential restructuring plans and realize their expected benefits;
- the impact of public health crises or other significant catastrophic events, including the coronavirus;
- our ability to effectively drive operational efficiency in our business;
- our ability to manage the increasingly complex operations of our global business;
- our ability to comply with existing trade and other regulations, and the potential impact of new trade, tariff and tax regulations on our profitability;
- our ability to effectively develop and launch new, innovative and updated products;
- our ability to accurately forecast consumer demand for our products and manage our inventory in response to changing demands;
- any disruptions, delays or deficiencies in the design, implementation or application of our new global operating and financial reporting information technology system;
- increased competition causing us to lose market share or reduce the prices of our products or to increase significantly our marketing efforts;
- fluctuations in the costs of our products;
- loss of key suppliers or manufacturers or failure of our suppliers or manufacturers to produce or deliver our products in a timely or cost-effective manner, including due to port disruptions;
- our ability to further expand our business globally and to drive brand awareness and consumer acceptance of our products in other countries;
- our ability to accurately anticipate and respond to seasonal or quarterly fluctuations in our operating results;
- our ability to successfully manage or realize expected results from acquisitions and other significant investments or capital expenditures;
- the impact of the performance of our equity method investment on our results of operations;
- risks related to foreign currency exchange rate fluctuations;
- our ability to effectively market and maintain a positive brand image;
- the availability, integration and effective operation of information systems and other technology, as well as any potential interruption of such systems or technology;
- risks related to data security or privacy breaches;
- our ability to raise additional capital required to grow our business on terms acceptable to us;

- our potential exposure to litigation and other proceedings; and
- our ability to attract key talent and retain the services of our senior management and key employees.

The forward-looking statements contained in this Form 10-K reflect our views and assumptions only as of the date of this Form 10-K. We undertake no obligation to update any forward-looking statement to reflect events or circumstances after the date on which the statement is made or to reflect the occurrence of unanticipated events.

Our results of operations and financial condition could be adversely affected by numerous risks. You should carefully consider the risk factors detailed below in conjunction with the other information contained in this Form 10-K. Should any of these risks actually materialize, our business, financial condition and future prospects could be negatively impacted.

During a downturn in the economy, consumer purchases of discretionary items are affected, which could materially harm our sales, profitability and financial condition and our prospects for growth.

Many of our products may be considered discretionary items for consumers. Factors affecting the level of consumer spending for such discretionary items include general economic conditions, unemployment, the availability of consumer credit and consumer confidence in future economic conditions. Uncertainty in global economic conditions continues, and trends in consumer discretionary spending remain unpredictable. However, consumer purchases of discretionary items tend to decline during recessionary periods when disposable income is lower or during other periods of economic instability or uncertainty, which may slow our growth more than we anticipate. A downturn in the economies in markets in which we sell our products, particularly in the United States, China or other key markets, may materially harm our sales, profitability and financial condition and our prospects for growth.

We derive a substantial portion of our sales from large wholesale customers. If the financial condition of our customers declines, our financial condition and results of operations could be adversely impacted.

In 2019, sales through our wholesale channel represented approximately 60% of our net revenues. We extend credit to our wholesale customers based on an assessment of a customer's financial condition, generally without requiring collateral. We face increased risk of order reduction or cancellation when dealing with financially ailing customers or customers struggling with economic uncertainty. During weak economic conditions, customers may be more cautious with orders or may slow investments necessary to maintain a high quality in-store experience for consumers, which may result in lower sales of our products. In addition, a slowing economy in our key markets or a continued decline in consumer purchases of sporting goods generally could have an adverse effect on the financial health of our customers. From time to time certain of our customers have experienced financial difficulties. To the extent one or more of our customers experience significant financial difficulty, bankruptcy, insolvency or cease operations, this could have a material adverse effect on our sales, our ability to collect on receivables and our financial condition and results of operations.

We may not successfully execute our long-term strategies, which may negatively impact our results of operations.

Our ability to execute on our long-term strategies depends, in part, on successfully executing on strategic growth initiatives in key areas, such as our international business, footwear and our global direct to consumer sales channel. Our growth in these areas depends on our ability to continue to successfully expand our global network of brand and factory house stores, grow our e-commerce and mobile application offerings throughout the world and continue to successfully increase our product offerings and market share in footwear. Our ability to invest in these growth initiatives would be negatively impacted if we are unable to grow net revenues in our international business at the rate we expect, or if our North America business, which represented 69% of our total net revenues in 2019, continues to decline or experiences significant market disruption. In addition, our long-term strategy depends on our ability to successfully drive expansion of our gross margins, manage our cost structure and drive return on our investments. If we cannot effectively execute our long-term growth strategies while managing costs effectively, our business could be negatively impacted and we may not achieve our expected results of operations.

We may not fully realize the expected benefits of our restructuring plans or other operating or cost-saving initiatives, which may negatively impact our profitability.

In 2017 and 2018 we executed restructuring plans designed to more closely align our financial resources against the critical priorities of our business, and in February 2020, we announced that we are evaluating a potential restructuring plan for 2020. Our past plans included initiatives to improve operational efficiencies in targeted areas of our business, and included reductions in our global workforce. We may not achieve the operational improvements and efficiencies that we targeted in our past restructuring plans, which could adversely impact our results of operations and financial condition. The 2020 restructuring plan we are evaluating includes the potential decision to forego a flagship store in New York City while pursuing sublet options, in addition to further targeted cost saving measures we are assessing. If we fail to adopt a restructuring plan, our ability to optimize our cost structure will be negatively impacted. In addition, implementing any restructuring plan presents significant potential risks that may impair our ability to achieve anticipated operating improvements and/or cost reductions. These risks include, among others, higher than anticipated costs in implementing our restructuring plans, management distraction from ongoing business activities, failure to maintain adequate controls and procedures while executing our restructuring plans, damage to our reputation and brand image and workforce attrition beyond planned reductions. If we fail to achieve targeted operating improvements and/or cost reductions, our profitability and results of operations could be negatively impacted, which may be dilutive to our earnings in the short term.

Our business and results of operations could be negatively impacted by natural disasters, extreme weather conditions, public health or political crises or other catastrophic events.

We operate retail, distribution and warehousing facilities and offices across the world, and in locations subject to natural disasters or extreme weather conditions, as well as other potential catastrophic events, such as public health emergencies, terrorist attacks or political or military conflict. The occurrence of any of these events could disrupt our operations and negatively impact sales of our products. Our customers and suppliers also manage global operations and could experience similar disruption. In addition, an occurrence of these types of events could negatively impact consumer spending in the impacted region or, depending on the severity, globally, which could negatively impact our results of operations. For example, in December 2019, a strain of coronavirus was reported to have surfaced in Wuhan, China, resulting in store closures and a decrease in consumer traffic in China, as well as potential delays in the manufacturing and shipment of products and raw materials to and from China. To the extent the impact of the coronavirus continues or worsens, we may have difficulty obtaining the materials necessary for the production and packaging of our products, factories which produce our products may remain closed for sustained periods of time, and industry-wide shipment of products may be negatively impacted. We expect the coronavirus to negatively impact our results of operations, particularly our Asia-Pacific segment, though the extent and duration of this impact remain uncertain and may have a material negative impact on our results of operations.

If we are unable to anticipate consumer preferences, successfully develop and introduce new, innovative and updated products or engage our consumers, our net revenues and profitability may be negatively impacted.

Our success depends on our ability to identify and originate product trends as well as to anticipate and react to changing consumer demands in a timely manner. All of our products are subject to changing consumer preferences that cannot be predicted with certainty. In addition, long lead times for certain of our products may make it hard for us to quickly respond to changes in consumer demands. Our new products may not receive consumer acceptance as consumer preferences could shift rapidly to different types of performance or other sports products or away from these types of products altogether, and our future success depends in part on our ability to anticipate and respond to these changes. Our failure to anticipate and respond timely to changing consumer preferences or to effectively introduce new products and enter into new product categories that are accepted by consumers could result in a decrease in net revenues and excess inventory levels, which could have a material adverse effect on our financial condition.

Even if we are successful in anticipating consumer preferences, our ability to adequately react to and address those preferences will in part depend upon our continued ability to develop and introduce innovative, high-quality products. If we fail to introduce technical innovation in our products or design products in the categories and styles that consumers want, demand for our products could decline and our brand image could be negatively impacted. If we experience problems with the quality of our products, our brand reputation may be negatively

impacted and we may incur substantial expense to remedy the problems, which could negatively impact our results of operations.

Consumer shopping preferences and shifts in distribution channels continue to evolve and could negatively impact our results of operations or our future growth.

Consumer preferences regarding the shopping experience continue to rapidly evolve. We sell our products through a variety of channels, including through wholesale customers and distribution partners, as well as our own direct to consumer business consisting of our brand and factory house stores and e-commerce platforms. If we or our wholesale customers do not provide consumers with an attractive in-store experience, our brand image and results of operations could be negatively impacted. In addition, as part of our strategy to grow our e-commerce revenue, we are investing significantly in enhancing our platform capabilities and implementing systems to drive higher engagement with our consumers. If we do not successfully execute this strategy or continue to provide an engaging and user-friendly digital commerce platform that attracts consumers, our brand image and results of operations could be negatively impacted as well as our opportunities for future growth.

A decline in sales to, or the loss of, one or more of our key customers could result in a material loss of net revenues and negatively impact our prospects for growth.

We generate a significant portion of our wholesale revenues from sales to our largest customers. We currently do not enter into long term sales contracts with our key customers, relying instead on our relationships with these customers and on our position in the marketplace. As a result, we face the risk that these key customers may not increase their business with us as we expect, or may significantly decrease their business with us or terminate their relationship with us. The failure to increase our sales to these customers as much as we anticipate would have a negative impact on our growth prospects and any decrease or loss of these key customers' business could result in a material decrease in our net revenues and net income. In addition, our customers continue to experience ongoing industry consolidation, particularly in the sports specialty sector. As this consolidation continues, it increases the risk that if any one customer significantly reduces their purchases of our products, we may be unable to find sufficient alternative customers to continue to grow our net revenues, or our net revenues may decline.

We must successfully manage the increasingly complex operations of our global business, or our business and results of operations may be negatively impacted.

We have expanded our business and operations rapidly since our inception and we must continue to successfully manage the operational difficulties associated with expanding our business to meet increased consumer demand throughout the world. We may experience difficulties in obtaining sufficient raw materials and manufacturing capacity to produce our products, as well as delays in production and shipments, as our products are subject to risks associated with overseas sourcing and manufacturing. We must also continually evaluate the need to expand critical functions in our business, including sales and marketing, product development and distribution functions, our management information systems and other processes and technology. To support these functions, we must hire, train and manage an increasing number of employees. We may not be successful in undertaking these types of initiatives cost effectively or at all, and could experience serious operating difficulties if we fail to do so. These growth efforts could also increase the strain on our existing resources. If we experience difficulties in supporting the growth of our business, we could experience an erosion of our brand image and a decrease in net revenues and net income.

Our results of operations could be materially harmed if we are unable to accurately forecast demand for our products.

To ensure adequate inventory supply, we must forecast inventory needs and place orders with our manufacturers before firm orders are placed by our customers. In addition, a significant portion of our net revenues are generated by at-once orders for immediate delivery to customers, particularly during the last two quarters of the year, which historically has been our peak season. If we fail to accurately forecast customer demand we may experience excess inventory levels or a shortage of product to deliver to our customers.

Factors that could affect our ability to accurately forecast demand for our products include:

- an increase or decrease in consumer demand for our products;
- our failure to accurately forecast consumer acceptance for our new products;

- product introductions by competitors;
- unanticipated changes in general market conditions or other factors, which may result in cancellations of advance orders or a reduction or increase in the rate of reorders or at-once orders placed by retailers;
- the impact on consumer demand due to unseasonable weather conditions;
- weakening of economic conditions or consumer confidence in future economic conditions, which could reduce demand for discretionary items, such as our products; and
- terrorism or acts of war, or the threat thereof, or political or labor instability or unrest which could adversely affect consumer confidence and spending or interrupt production and distribution of product and raw materials.

Inventory levels in excess of customer demand may result in inventory write-downs or write-offs and the sale of excess inventory at discounted prices or in less preferred distribution channels, which could impair our brand image and have an adverse effect on gross margin. In addition, if we underestimate the demand for our products, our manufacturers may not be able to produce products to meet our customer requirements, and this could result in delays in the shipment of our products and our ability to recognize revenue, lost sales, as well as damage to our reputation and retailer and distributor relationships.

The difficulty in forecasting demand also makes it difficult to estimate our future results of operations and financial condition from period to period. A failure to accurately predict the level of demand for our products could adversely impact our profitability or cause us not to achieve our expected financial results.

Sales of performance products may not continue to grow or may decline, which could negatively impact our sales and our ability to grow our business.

If consumers are not convinced performance apparel, footwear and accessories are a better choice than traditional alternatives, growth in the industry and our business could be adversely affected. In addition, because performance products are often more expensive than traditional alternatives, consumers who are convinced these products provide a better alternative may still not be convinced they are worth the extra cost. If industry-wide sales of performance products do not continue to grow or rather decline, our sales could be negatively impacted and we may not achieve our expected financial results. In addition, our ability to continue to grow our business in line with our expectations could be adversely impacted.

Our results of operations are affected by the performance of our equity investment, over which we do not exercise control.

We maintain a minority investment in our Japanese licensee, which we account for under the equity method, and are required to recognize our allocable share of its net income or loss in our consolidated financial statements. In addition, our results of operations are impacted by the licensee's performance under the license agreement. Our results of operations are affected by the performance of that business, over which we do not exercise control, and in 2019, our net income was negatively impacted by losses realized by that business. We are also required to regularly review our investment for impairment, and an impairment charge may result from the occurrence of adverse events or management decisions that impact the fair value or estimated future cash flows to be generated from our investment. In the fourth quarter of 2019, we impaired our investment and recognized a \$39.0 million charge as a result. While the carrying value of our investment has been significantly reduced as a result of this impairment, we may be required to further impair our investment in the future.

We operate in highly competitive markets and the size and resources of some of our competitors may allow them to compete more effectively than we can, resulting in a loss of our market share and a decrease in our net revenues and gross profit.

The market for performance apparel, footwear and accessories is highly competitive and includes many new competitors as well as increased competition from established companies expanding their production and marketing of performance products. Because we own a limited number of fabric or process patents, our current and future competitors are able to manufacture and sell products with performance characteristics and fabrications similar to certain of our products. Many of our competitors are large apparel and footwear companies with strong worldwide brand recognition. Due to the fragmented nature of the industry, we also compete with other manufacturers, including those specializing in products similar to ours and private label offerings of certain retailers,

including some of our retail customers. Many of our competitors have significant competitive advantages, including greater financial, distribution, marketing and other resources, longer operating histories, better brand recognition among consumers, more experience in global markets and greater economies of scale. In addition, our competitors have long term relationships with our key retail customers that are potentially more important to those customers because of the significantly larger volume and product mix that our competitors sell to them. As a result, these competitors may be better equipped than we are to influence consumer preferences or otherwise increase their market share by:

- quickly adapting to changes in customer requirements or consumer preferences;
- readily taking advantage of acquisition and other opportunities;
- discounting excess inventory that has been written down or written off;
- devoting resources to the marketing and sale of their products, including significant advertising, media placement, partnerships and product endorsement;
- adopting aggressive pricing policies; and
- engaging in lengthy and costly intellectual property and other disputes.

In addition, while one of our growth strategies has been to increase floor space for our products in retail stores and generally expand our distribution to other retailers, retailers have limited resources and floor space, and we must compete with others to develop relationships with them. Increased competition by existing and future competitors could result in reductions in floor space in retail locations, reductions in sales or reductions in the prices of our products, and if retailers have better sell through or earn greater margins from our competitors' products, they may favor the display and sale of those products. Our inability to compete successfully against our competitors and maintain our gross margin could have a material adverse effect on our business, financial condition and results of operations.

Our profitability may decline or our growth may be negatively impacted as a result of increasing pressure on pricing.

Our industry is subject to significant pricing pressure caused by many factors, including intense competition, consolidation in the retail industry, pressure from retailers to reduce the costs of products and changes in consumer demand. These factors may cause us to reduce our prices to retailers and consumers or engage in more promotional activity than we anticipate, which could negatively impact our margins and cause our profitability to decline if we are unable to offset price reductions with comparable reductions in our operating costs. In addition, our ability to achieve short-term growth targets may be negatively impacted if we are unwilling to engage in promotional activity on a scale similar to that of our competitors and we are unable to simultaneously offset declining promotional activity with increased sales at premium price points. This could have a material adverse effect on our results of operations and financial condition. In addition, ongoing and sustained promotional activities could negatively impact our brand image.

Fluctuations in the cost of products could negatively affect our operating results.

The fabrics used by our suppliers and manufacturers are made of raw materials including petroleum-based products and cotton. Significant price fluctuations or shortages in petroleum or other raw materials can materially adversely affect our cost of goods sold. In addition, certain of our manufacturers are subject to government regulations related to wage rates, and therefore the labor costs to produce our products may fluctuate. The cost of transporting our products for distribution and sale is also subject to fluctuation due in large part to the price of oil. Because most of our products are manufactured abroad, our products must be transported by third parties over large geographical distances and an increase in the price of oil can significantly increase costs. Manufacturing delays or unexpected transportation delays can also cause us to rely more heavily on airfreight to achieve timely delivery to our customers, which significantly increases freight costs. Any of these fluctuations may increase our cost of products and have an adverse effect on our profit margins, results of operations and financial condition.

We rely on third-party suppliers and manufacturers to provide raw materials for and to produce our products, and we have limited control over these suppliers and manufacturers and may not be able to obtain quality products on a timely basis or in sufficient quantity.

Many of the materials used in our products are technically advanced products developed by third parties and may be available, in the short-term, from a very limited number of sources. Substantially all of our products are manufactured by unaffiliated manufacturers, and, in 2019, 10 manufacturers produced approximately 52% of our apparel and accessories products, and 6 produced approximately 96% of our footwear products. We have no long term contracts with our suppliers or manufacturing sources, and we compete with other companies for fabrics, raw materials, production and import quota capacity.

We may experience a significant disruption in the supply of fabrics or raw materials from current sources or, in the event of a disruption, we may be unable to locate alternative materials suppliers of comparable quality at an acceptable price, or at all. In addition, our unaffiliated manufacturers may not be able to fill our orders in a timely manner. If we experience significant increased demand, or we lose or need to replace an existing manufacturer or supplier as a result of adverse economic conditions or other reasons, additional supplies of fabrics or raw materials or additional manufacturing capacity may not be available when required on terms that are acceptable to us, or at all, or suppliers or manufacturers may not be able to allocate sufficient capacity to us in order to meet our requirements. In addition, even if we are able to expand existing or find new manufacturing or fabric sources, we may encounter delays in production and added costs as a result of the time it takes to train our suppliers and manufacturers on our methods, products and quality control standards. Any delays, interruption or increased costs in the supply of fabric or manufacture of our products could have an adverse effect on our ability to meet retail customer and consumer demand for our products and result in lower net revenues and net income both in the short and long term.

We have occasionally received, and may in the future continue to receive, shipments of product that fail to conform to our quality control standards. In that event, unless we are able to obtain replacement products in a timely manner, we risk the loss of net revenues resulting from the inability to sell those products and related increased administrative and shipping costs. In addition, because we do not control our manufacturers, products that fail to meet our standards or other unauthorized products could end up in the marketplace without our knowledge, which could harm our brand and our reputation in the marketplace.

Labor disruptions at ports or our suppliers or manufacturers may adversely affect our business.

Our business depends on our ability to source and distribute products in a timely manner. As a result, we rely on the free flow of goods through open and operational ports worldwide and on a consistent basis from our suppliers and manufacturers. Labor disputes at various ports or at our suppliers or manufacturers create significant risks for our business, particularly if these disputes result in work slowdowns, lockouts, strikes or other disruptions during our peak importing or manufacturing seasons, and could have an adverse effect on our business, potentially resulting in canceled orders by customers, unanticipated inventory accumulation or shortages and reduced net revenues and net income.

Our limited operating experience and limited brand recognition in new markets may limit our expansion strategy and cause our business and growth to suffer.

A significant element of our future growth strategy depends on our expansion efforts outside of North America. During the year ended December 31, 2019, 69% of our net revenues were earned in our North America segment. We have limited experience with regulatory environments and market practices in certain regions outside of North America, and may face difficulties in expanding to and successfully operating in those markets. International expansion may place increased demands on our operational, managerial and administrative resources and may be more costly than we expect. In addition, in connection with expansion efforts outside of North America, we may face cultural and linguistic differences, differences in regulatory environments, labor practices and market practices and difficulties in keeping abreast of market, business and technical developments and customers' tastes and preferences. We may also encounter difficulty expanding into new markets because of more limited brand recognition leading to delayed acceptance of our products. Failure to successfully grow our business outside North America would negatively impact our ability to achieve our near-term and long-term growth targets.

Our financial results and ability to grow our business may be negatively impacted by economic, regulatory and political risks beyond our control.

Substantially all of our manufacturers are located outside of the United States and an increasing amount of our net revenue is generated by sales in our international business. As a result, we are subject to risks associated with doing business abroad, including:

- political or labor unrest, terrorism and economic instability resulting in the disruption of trade from foreign countries in which our products are manufactured;
- currency exchange fluctuations or requirements to transact in specific currencies;
- the imposition of new laws and regulations, including those relating to labor conditions, quality and safety standards, as well as rules and regulations regarding climate change;
- uncertainties and the ongoing effect of the United Kingdom's withdraw from the European Union;
- actions of foreign or U.S. governmental authorities impacting trade and foreign investment, particularly during periods of heightened tension between U.S. and foreign governments, including the imposition of new import limitations, duties, anti-dumping penalties, trade restrictions or restrictions on the transfer of funds;
- reduced protection for intellectual property rights in some countries;
- disruptions or delays in shipments; and
- changes in local economic conditions in countries where our stores, customers, manufacturers and suppliers are located.

These risks could hamper our ability to sell products in international markets, negatively affect the ability of our manufacturers to produce or deliver our products or procure materials and increase our cost of doing business generally, any of which could have an adverse effect on our results of operations, cash flows and financial condition. In the event that one or more of these factors make it undesirable or impractical for us to conduct business in a particular country, our business could be adversely affected.

If we fail to successfully manage or realize expected results from acquisitions and other significant investments, or if we are required to recognize an impairment of our goodwill, it may have an adverse effect on our results of operations and financial position.

From time to time we may engage in acquisition opportunities we believe are complementary to our business and brand. Integrating acquisitions can also require significant efforts and resources, which could divert management attention from more profitable business operations. If we fail to successfully integrate acquired businesses, we may not realize the financial benefits or other synergies we anticipated. In addition, in connection with our acquisitions, we may record goodwill or other indefinite-lived intangible assets. We have recognized goodwill impairment charges in the past. If an acquired business does not produce results consistent with financial models used in our analysis of an acquisition, or if reporting units carrying goodwill do not meet our current expectations of future growth rates or market factors outside of our control change significantly, then one or more of our reporting units or intangible assets might become impaired, which could have an adverse effect on our results of operations and financial position. As of December 31, 2019, the fair value of each of our reporting units substantially exceeded its carrying value, with the exception of our Latin America reporting unit. While no events have occurred that indicated it was more likely than not that goodwill was impaired, an impairment may be required in the future if our current expectations for this reporting unit are not met.

Our credit agreement contains financial covenants, and both our credit agreement and debt securities contain other restrictions on our actions, which could limit our operational flexibility or otherwise adversely affect our financial condition.

We have, from time to time, financed our liquidity needs in part from borrowings made under our credit facility and the issuance of debt securities. Our debt securities limit our ability to, subject to certain significant exceptions, incur secured debt and engage in sale leaseback transactions. Our credit agreement contains negative covenants that, subject to significant exceptions limit our ability, among other things to incur additional indebtedness, make restricted payments, pledge assets as security, make investments, loans, advances, guarantees and acquisitions, undergo fundamental changes and enter into transactions with affiliates. In addition, we must maintain a certain leverage ratio and interest coverage ratio as defined in the credit agreement, and in the past we have amended our credit agreement to increase these ratios in certain quarterly periods. Failure to comply with these operating or financial covenants could result from, among other things, changes in our results of operations or general economic conditions. These covenants may restrict our ability to engage in transactions that would otherwise be in our best interests. Failure to comply with any of the covenants under the credit agreement or our debt securities could result in a default. In addition, the credit agreement includes a cross default provision whereby an event of default under certain other debt obligations (including our debt securities) will be considered an

event of default under the credit agreement. If an event of default occurs, the commitments of the lenders under the credit agreement may be terminated and the maturity of amounts owed may be accelerated. Our debt securities include a cross acceleration provision which provides that the acceleration of certain other debt obligations (including our credit agreement) will be considered an event of default under our debt securities and, subject to certain time and notice periods, give bondholders the right to accelerate our debt securities.

We may need to raise additional capital required to grow our business, and we may not be able to raise capital on terms acceptable to us or at all.

Growing and operating our business will require significant cash outlays and capital expenditures and commitments. We have utilized cash on hand and cash generated from operations, accessed our credit facility and issued debt securities as sources of liquidity. If cash on hand and cash generated from operations are not sufficient to meet our cash requirements, we will need to seek additional capital, potentially through debt or equity financing, to fund our growth. Our ability to access the credit and capital markets in the future as a source of liquidity, and the borrowing costs associated with such financing, are dependent upon market conditions and our credit rating and outlook. Our credit ratings have been downgraded previously, and we cannot assure that we will be able to maintain our current ratings, which could increase our cost of borrowing in the future. In addition, equity financing may be on terms that are dilutive or potentially dilutive to our stockholders, and the prices at which new investors would be willing to purchase our securities may be lower than the current price per share of our common stock. The holders of new securities may also have rights, preferences or privileges which are senior to those of existing holders of common stock. If new sources of financing are required, but are insufficient or unavailable, we will be required to modify our growth and operating plans based on available funding, if any, which would harm our ability to grow our business.

In addition, the U.K. Financial Conduct Authority announced in 2017 that it intends to phase out LIBOR by the end of 2021. Our credit agreement permits us to borrow based on an adjusted LIBOR rate, plus an applicable margin. While the credit agreement provides for a mechanism for determining an alternative interest rate following this phase out, uncertainty regarding alternative rates may make borrowing under our credit agreement or refinancing our other indebtedness more expensive or difficult to achieve on terms we consider favorable.

Our operating results are subject to seasonal and quarterly variations in our net revenues and income from operations, which could adversely affect the price of our publicly traded common stock.

We have experienced, and expect to continue to experience, seasonal and quarterly variations in our net revenues and income from operations. These variations are primarily related to the mix of our products sold during the fall selling season, including our higher price cold weather products, along with a larger proportion of higher margin direct to consumer sales. Our quarterly results may also vary based on the timing of customer orders. The majority of our net revenues were generated during the last two quarters in each of 2019, 2018 and 2017, respectively.

Our quarterly results of operations may also fluctuate significantly as a result of a variety of other factors, including, among other things, the timing of marketing expenses and changes in our product mix. Variations in weather conditions may also have an adverse effect on our quarterly results of operations. For example, warmer than normal weather conditions throughout the fall or winter may reduce sales of our COLDGEAR® line, leaving us with excess inventory and operating results below our expectations.

As a result of these seasonal and quarterly fluctuations, we believe that comparisons of our operating results between different quarters within a single year are not necessarily meaningful and that these comparisons cannot be relied upon as indicators of our future performance. Any seasonal or quarterly fluctuations that we report in the future may not match the expectations of market analysts and investors. This could cause the price of our publicly traded stock to fluctuate significantly.

Our financial results could be adversely impacted by currency exchange rate fluctuations.

We generated approximately 28% of our consolidated net revenues outside the United States. As our international business grows, our results of operations could be adversely impacted by changes in foreign currency exchange rates. Revenues and certain expenses in markets outside of the United States are recognized in local foreign currencies, and we are exposed to potential gains or losses from the translation of those amounts into U.S. dollars for consolidation into our financial statements. Similarly, we are exposed to gains and losses resulting from currency exchange rate fluctuations on transactions generated by our foreign subsidiaries in currencies other than

their local currencies. In addition, the business of our independent manufacturers may also be disrupted by currency exchange rate fluctuations by making their purchases of raw materials more expensive and more difficult to finance. As a result, foreign currency exchange rate fluctuations may adversely impact our results of operations.

The value of our brand and sales of our products could be diminished if we are associated with negative publicity.

Our business could be adversely impacted if negative publicity regarding our brand, our company or our business partners diminishes the appeal of our brand to consumers. For example, while we require our suppliers, manufacturers and licensees of our products to operate their businesses in compliance with applicable laws and regulations as well as the social and other standards and policies we impose on them, including our code of conduct, we do not control their practices. A violation, or alleged violation of our policies, labor laws or other laws could interrupt or otherwise disrupt our sourcing or damage our brand image. Negative publicity regarding production methods, alleged practices or workplace or related conditions of any of our suppliers, manufacturers or licensees could adversely affect our reputation and sales and force us to locate alternative suppliers, manufacturers or licensees.

In addition, we have sponsorship contracts with a variety of athletes and feature those athletes in our advertising and marketing efforts, and many athletes and teams use our products, including those teams or leagues for which we are an official supplier. Actions taken by athletes, teams or leagues associated with our products could harm the reputations of those athletes, teams or leagues. These and other types of negative publicity, especially through social media which potentially accelerates and increases the scope of negative publicity, could negatively impact our brand image and result in diminished loyalty to our brand, regardless of whether such claims are accurate. This could have a negative effect on our sales and results of operations.

Sponsorships and designations as an official supplier may become more expensive and this could impact the value of our brand image.

A key element of our marketing strategy has been to create a link in the consumer market between our products and professional and collegiate athletes. We have developed licensing agreements to be the official supplier of performance apparel and footwear to a variety of sports teams and leagues at the collegiate and professional level and sponsorship agreements with athletes. However, as competition in the performance apparel and footwear industry has increased, the costs associated with athlete sponsorships and official supplier licensing agreements have increased, including the costs associated with obtaining and retaining these sponsorships and agreements. If we are unable to maintain our current association with professional and collegiate athletes, teams and leagues, or to do so at a reasonable cost, we could lose the on-field authenticity associated with our products, and we may be required to modify and substantially increase our marketing investments. As a result, our brand image, net revenues, expenses and profitability could be materially adversely affected.

Our failure to comply with trade and other regulations could lead to investigations or actions by government regulators and negative publicity.

The labeling, distribution, importation, marketing and sale of our products are subject to extensive regulation by various federal agencies, including the Federal Trade Commission, Consumer Product Safety Commission and state attorneys general in the U.S., as well as by various other federal, state, provincial, local and international regulatory authorities in the locations in which our products are distributed or sold. If we fail to comply with those regulations, we could become subject to significant penalties or claims or be required to recall products, which could negatively impact our results of operations and disrupt our ability to conduct our business, as well as damage our brand image with consumers. In addition, the adoption of new regulations or changes in the interpretation of existing regulations may result in significant unanticipated compliance costs or discontinuation of product sales and may impair the marketing of our products, resulting in significant loss of net revenues.

Our international operations are also subject to compliance with the U.S. Foreign Corrupt Practices Act, or FCPA, and other anti-bribery laws applicable to our operations. Although we have policies and procedures to address compliance with the FCPA and similar laws, there can be no assurance that all of our employees, agents and other partners will not take actions in violation of our policies. Any such violation could subject us to sanctions or other penalties that could negatively affect our reputation, business and operating results.

If we encounter problems with our distribution system, our ability to deliver our products to the market could be adversely affected.

We rely on a limited number of distribution facilities for our product distribution. Our distribution facilities utilize computer controlled and automated equipment, which means the operations are complicated and may be subject to a number of risks related to security or computer viruses or malware, the proper operation of software and hardware, power interruptions or other system failures. In addition, because many of our products are distributed from a limited number of locations, our operations could also be interrupted by severe weather conditions, floods, fires or other natural disasters in these locations, as well as labor or other operational difficulties or interruptions. We maintain business interruption insurance, but it may not adequately protect us from the adverse effects that could be caused by significant disruptions in our distribution facilities, such as the long term loss of customers or an erosion of our brand image. In addition, our distribution capacity is dependent on the timely performance of services by third parties. This includes the shipping of product to and from our distribution facilities, as well as partnering with third party distribution facilities in certain regions where we do not maintain our own facilities. From time to time, certain of our partners have experienced disruptions to their operations, including cyber-related disruptions. If we or our partners encounter such problems, our results of operations, as well as our ability to meet customer expectations, manage inventory, complete sales and achieve objectives for operating efficiencies could be materially adversely affected.

We rely significantly on information technology and any failure, inadequacy or interruption of that technology could harm our ability to effectively operate our business.

Our business relies on information technology. Our ability to effectively manage and maintain our inventory and internal reports, and to ship products to customers and invoice them on a timely basis depends significantly on our enterprise resource planning, warehouse management, and other information systems. We also heavily rely on information systems to process financial and accounting information for financial reporting purposes. Any of these information systems could fail or experience a service interruption for a number of reasons, including computer viruses or malware, programming errors, hacking or other unlawful activities, disasters or our failure to properly maintain system redundancy or protect, repair, maintain or upgrade our systems. The failure of our information systems to operate effectively or to integrate with other systems, or a breach in security of these systems could cause delays in product fulfillment and reduced efficiency of our operations, which could negatively impact our financial results. If we experienced any significant disruption to our financial information systems that we are unable to mitigate, our ability to timely report our financial results could be impacted, which could negatively impact our stock price. We also communicate electronically throughout the world with our employees and with third parties, such as customers, suppliers, vendors and consumers. A service interruption or shutdown could have a materially adverse impact on our operating activities. Remediation and repair of any failure, problem or breach of our key information systems could require significant capital investments.

In addition, we interact with many of our consumers through both our e-commerce website and our mobile applications, and these systems face similar risk of interruption or attack. Consumers increasingly utilize these services to purchase our products and to engage with our Connected Fitness community. If we are unable to continue to provide consumers a user-friendly experience and evolve our platform to satisfy consumer preferences, the growth of our e-commerce business and our net revenues may be negatively impacted. The performance of our Connected Fitness business is dependent on reliable performance of its products, applications and services and the underlying technical infrastructure, which incorporate complex software. If this software contains errors, bugs or other vulnerabilities which impede or halt service, this could result in damage to our reputation and brand, loss of users or loss of revenue.

Data security or privacy breaches could damage our reputation, cause us to incur additional expense, expose us to litigation and adversely affect our business and results of operations.

We collect sensitive and proprietary business information as well as personally identifiable information in connection with digital marketing, digital commerce, our in-store payment processing systems and our Connected Fitness business. In particular, in our Connected Fitness business we collect and store a variety of information regarding our users, and allow users to share their personal information with each other and with third parties. We also rely on third parties for the operation of certain of our e-commerce websites, and do not control these service providers. Hackers and data thieves are increasingly sophisticated and operate large scale and complex automated attacks. Any breach of our data security or that of our service providers could result in an unauthorized release or transfer of customer, consumer, vendor, user or employee information, or the loss of valuable business data or

cause a disruption in our business. These events could give rise to unwanted media attention, damage our reputation, damage our customer, consumer or user relationships and result in lost sales, fines or lawsuits. We may also be required to expend significant capital and other resources to protect against or respond to or alleviate problems caused by a security breach, which could negatively impact our results of operations.

For example, in early 2018 an unauthorized third party acquired data associated with our Connected Fitness users' accounts for our MyFitnessPal application and website. Approximately 150 million user accounts were affected by this issue, and the affected information included usernames, email addresses and hashed passwords. We continue to face legal proceedings in connection with this incident, and we may face claims or investigations by government regulators and agencies. We may also be required to incur additional expense to further enhance our data security infrastructure.

We must also comply with increasingly complex regulatory standards throughout the world enacted to protect personal information and other data. Compliance with existing, proposed and forthcoming laws and regulations can be costly and could negatively impact our profitability. In addition, an inability to maintain compliance with these regulatory standards could result in a violation of data privacy laws and regulations and subject us to litigation or other regulatory proceedings. For example, the European Union adopted a new regulation that became effective in May 2018, called the General Data Protection Regulation ("GDPR"), which requires companies to meet new requirements regarding the handling of personal data, including its use, protection and transfer and the ability of persons whose data is stored to correct or delete such data about themselves. Failure to meet the GDPR requirements could result in penalties of up to 4% of annual worldwide revenue. The GDPR also confers a private right of action on certain individuals and associations. Other jurisdictions are considering adopting similar or stricter measures. For example, in January 2020, the California Consumer Privacy Act took effect, and establishes transparency roles and creates new data privacy rights for consumers. Any of these factors could negatively impact our profitability, result in negative publicity and damage our brand image or cause the size of our Connected Fitness community to decline.

We are in the process of implementing a new operating and information system, which involves risks and uncertainties that could adversely affect our business.

In 2015, we began the process of implementing a global operating and financial reporting information technology system, SAP Fashion Management Solution ("FMS"), as part of a multi-year plan to integrate and upgrade our systems and processes. The first phase of this implementation became operational during 2017 in our North America, EMEA and Connected Fitness operations. The next phase of this implementation became operational in 2019 in our Asia-Pacific region, and we are currently in the process of implementing FMS in our Latin American region, which is expected to become operational in 2020. Implementation of new information systems involves risks and uncertainties. Any disruptions, delays, or deficiencies in the design, implementation or application of these systems could result in increased costs, disruptions in our ability to effectively source, sell or ship our products, delays in the collection of payment from our customers or adversely affect our ability to timely report our financial results, all of which could materially adversely affect our business, results of operations, and financial condition.

Changes in tax laws and unanticipated tax liabilities could adversely affect our effective income tax rate and profitability.

We are subject to income taxes in the United States (federal and state) and numerous foreign jurisdictions. Our effective income tax rate could be adversely affected in the future by a number of factors, including changes in the mix of earnings in countries with differing statutory tax rates, changes in the valuation of deferred tax assets and liabilities, changes in tax laws and regulations or their interpretations and application, the outcome of income tax audits in various jurisdictions around the world, and any repatriation of non-U.S. earnings for which we have not previously provided applicable foreign withholding taxes, certain U.S. state income taxes, or foreign exchange rate impacts.

For example, the United States enacted the Tax Cuts and Jobs Act (the "Tax Act") on December 22, 2017, which had a significant impact to our provision for income taxes. The Tax Act requires complex computations to be performed that were not previously required under U.S. tax law, significant judgments to be made in interpretation of the provisions of the Tax Act, and the preparation and analysis of information not previously relevant or regularly produced. The U.S. Treasury Department, the Internal Revenue Service, and U.S. states taxing authorities could interpret or issue guidance on how provisions of the Tax Act will be applied or otherwise administered that is different from our interpretation.

Additionally, we engage in multiple types of intercompany transactions, and our allocation of profits and losses among us and our subsidiaries through our intercompany transfer pricing arrangements are subject to review by the Internal Revenue Service and foreign tax authorities. Although we believe we have clearly reflected the economics of these transactions and the proper documentation is in place, tax authorities may propose and sustain adjustments that could result in changes that may impact our tax provision. Moreover, the Organization for Economic Co-operation and Development and many of the countries in which we do business continue to evaluate changes to tax laws which could significantly impact the allocation of profits and losses among us and our subsidiaries and impact our mix of earnings in countries with differing statutory rates.

We regularly assess all these matters to determine the adequacy of our tax provision, which is subject to significant judgment.

Our financial results may be adversely affected if substantial investments in businesses and operations fail to produce expected returns.

From time to time, we may invest in business infrastructure, new businesses, and expansion of existing businesses, such as the ongoing expansion of our network of brand and factory house stores and our distribution facilities, investments to implement our global operating and financial reporting information technology system, or investments to support our digital strategy. These investments require substantial cash investments and management attention. We believe cost effective investments are essential to business growth and profitability. The failure of any significant investment to provide the returns or synergies we expect could adversely affect our financial results. Infrastructure investments may also divert funds from other potential business opportunities.

Our future success is substantially dependent on the continued service of our senior management and other key employees.

Our future success is substantially dependent on the continued service of our senior management and other key employees, particularly Kevin A. Plank, our founder, Executive Chairman and Brand Chief and Patrik Frisk, our Chief Executive Officer and President and other top executives. The loss of the services of our senior management or other key employees could make it more difficult to successfully operate our business and achieve our business goals.

We also may be unable to retain existing management, product creation, innovation, sales, marketing, operational and other support personnel that are critical to our success, which could result in harm to key customer relationships, loss of key information, expertise or know-how and unanticipated recruitment and training costs.

If we are unable to attract and retain new team members, including senior management, we may not be able to achieve our business objectives.

To be successful in continuing to profitably grow our business and manage our operations, we will need to continue to attract, retain and motivate highly talented management and other employees with a range of skills and experience. Competition for employees in our industry is intense and we have experienced difficulty from time to time in attracting the personnel necessary to support the growth of our business, and we may experience similar difficulties in the future. If we are unable to attract, assimilate and retain management and other employees with the necessary skills, we may not be able to grow or successfully operate our business and achieve our long term objectives.

A number of our fabrics and manufacturing technology are not patented and can be imitated by our competitors.

The intellectual property rights in the technology, fabrics and processes used to manufacture the majority of our products are generally owned or controlled by our suppliers and are generally not unique to us. Our ability to obtain patent protection for our products is limited and we currently own a limited number of fabric or process patents. As a result, our current and future competitors are able to manufacture and sell products with performance characteristics and fabrications similar to certain of our products. Because many of our competitors have significantly greater financial, distribution, marketing and other resources than we do, they may be able to manufacture and sell products based on certain of our fabrics and manufacturing technology at lower prices than we can. If our competitors do sell similar products to ours at lower prices, our net revenues and profitability could be materially adversely affected.

Our intellectual property rights and product offerings could potentially conflict with the rights of others and we may be prevented from selling or providing some of our products.

Our success depends in large part on our brand image. We believe our registered and common law trademarks have significant value and are important to identifying and differentiating our products from those of our competitors and creating and sustaining demand for our products. In addition, patents are increasingly important with respect to our innovative products and new businesses and investments, including our digital business. From time to time, we have received or brought claims relating to intellectual property rights of others, and we expect such claims will continue or increase, particularly as we expand our business and the number of products we offer. Any such claim, regardless of its merit, could be expensive and time consuming to defend or prosecute. Successful infringement claims against us could result in significant monetary liability or prevent us from selling or providing some of our products. In addition, resolution of claims may require us to redesign our products, license rights belonging to third parties or cease using those rights altogether. Any of these events could harm our business and have a material adverse effect on our results of operations and financial condition.

Our failure to protect our intellectual property rights could diminish the value of our brand, weaken our competitive position and reduce our net revenues.

We currently rely on a combination of copyright, trademark and trade dress laws, patent laws, unfair competition laws, confidentiality procedures and licensing arrangements to establish and protect our intellectual property rights. The steps taken by us to protect our proprietary rights may not be adequate to prevent infringement of our trademarks and proprietary rights by others, including imitation of our products and misappropriation of our brand. In addition, intellectual property protection may be unavailable or limited in some foreign countries where laws or law enforcement practices may not protect our proprietary rights as fully as in the United States, and it may be more difficult for us to successfully challenge the use of our proprietary rights by other parties in these countries. If we fail to protect and maintain our intellectual property rights, the value of our brand could be diminished and our competitive position may suffer.

From time to time, we discover unauthorized products in the marketplace that are either counterfeit reproductions of our products or unauthorized irregulars that do not meet our quality control standards. If we are unsuccessful in challenging a third party's products on the basis of trademark infringement, continued sales of their products could adversely impact our brand, result in the shift of consumer preferences away from our products and adversely affect our business.

We have licensed in the past, and expect to license in the future, certain of our proprietary rights, such as trademarks or copyrighted material, to third parties. These licensees may take actions that diminish the value of our proprietary rights or harm our reputation.

We are the subject of a number of ongoing legal proceedings that have resulted in significant expense, and adverse developments in our ongoing proceedings and/or future legal proceedings could have a material adverse effect on our business, reputation, financial condition, results of operations or stock price.

We are currently involved in a variety of litigation, investigations and other legal matters and may be subject to additional investigations, arbitration proceedings, audits, regulatory inquiries and similar actions, including matters related to commercial disputes, intellectual property, employment, securities laws, disclosures, tax, accounting, class action and product liability, as well as trade, regulatory and other claims related to our business and our industry, which we refer to collectively as legal proceedings. For example, we are subject to an ongoing securities class action proceeding regarding our prior disclosures and derivative complaints regarding related matters, as well as past related party transactions, among other proceedings. Refer to Note 8 to our Consolidated Financial Statements included in Part II, Item 8 of this Annual Report on Form 10-K for additional information regarding these specific matters. In addition, as previously disclosed in November 2019, we have been responding to requests for documents and information from the U.S. Securities and Exchange Commission and Department of Justice regarding certain of our accounting practices and related disclosures. Legal proceedings in general, and securities and class action litigation and regulatory investigations in particular, can be expensive and disruptive. We are unable to predict how long the legal proceedings to which we are currently subject will continue. In addition, we cannot predict the outcome of any particular proceeding, or whether ongoing investigations will be resolved favorably or ultimately result in enforcement actions, charges or material damages, fines or other penalties. An unfavorable outcome may have an adverse impact on our business, financial condition and results of operations or

our stock price. Any proceeding could negatively impact our reputation among our customers or our shareholders. Furthermore, publicity surrounding ongoing legal proceedings, even if resolved favorably for us, could result in additional legal proceedings against us, as well as damage our brand image.

The trading prices for our Class A and Class C common stock may differ and fluctuate from time to time.

The trading prices of our Class A and Class C common stock may differ and fluctuate from time to time in response to various factors, some of which are beyond our control. These factors may include, among others, overall performance of the equity markets and the economy as a whole, variations in our quarterly results of operations or those of our competitors, our ability to meet our published guidance and securities analyst expectations, or recommendations by securities analysts. In addition, our non-voting Class C common stock has traded at a discount to our Class A common stock, and there can be no assurance that this will not continue.

Kevin Plank, our Executive Chairman and Brand Chief controls the majority of the voting power of our common stock.

Our Class A common stock has one vote per share, our Class B common stock has 10 votes per share and our Class C common stock has no voting rights (except in limited circumstances). Our Executive Chairman and Brand Chief, Kevin A. Plank, beneficially owns all outstanding shares of Class B common stock. As a result, Mr. Plank has the majority voting control and is able to direct the election of all of the members of our Board of Directors and other matters we submit to a vote of our stockholders. Under certain circumstances, the Class B common stock automatically converts to Class A common stock, which would also result in the conversion of our Class C common stock into Class A common stock. As specified in our charter, these circumstances include when Mr. Plank beneficially owns less than 15.0% of the total number of shares of Class A and Class B common stock outstanding, if Mr. Plank were to resign as an Approved Executive Officer of the Company (or was otherwise terminated for cause) or if Mr. Plank sells more than a specified number of any class of our common stock within a one-year period. This concentration of voting control may have various effects including, but not limited to, delaying or preventing a change of control or allowing us to take action that the majority of our shareholders do not otherwise support. In addition, we utilize shares of our Class C common stock to fund employee equity incentive programs and may do so in connection with future stock-based acquisition transactions, which could prolong the duration of Mr. Plank's voting control.

ITEM 1B. UNRESOLVED STAFF COMMENTS

Not applicable.

ITEM 2. PROPERTIES

The following includes a summary of the principal properties that we own or lease as of December 31, 2019.

Our principal executive and administrative offices are located at an office complex in Baltimore, Maryland, the majority of which we own and a portion of which we lease. For each of our European, Latin America and Asia Pacific headquarters, we lease office space. Additionally, we lease space in Austin, Texas and San Francisco, California for our Connected Fitness business.

We lease our primary distribution facilities, which are located in Sparrows Point, Maryland, Mount Juliet, Tennessee and Rialto, California. Combined, these facilities represent approximately 3.5 million square feet of facility space. These leases expire at various dates, with the earliest lease termination date through May 2023. We believe our distribution facilities and space available through our third-party logistics providers will be adequate to meet our short term needs.

In addition, as of December 31, 2019, we leased 388 brand and factory house stores located primarily in the United States, China, Mexico, Korea, Chile, and Canada with lease end dates in 2019 through 2033. We also lease additional office space for sales, quality assurance and sourcing, marketing, and administrative functions. We anticipate that we will be able to extend these leases that expire in the near future on satisfactory terms or relocate to other locations.

ITEM 3. LEGAL PROCEEDINGS

From time to time, we have been involved in litigation and other proceedings, including matters related to commercial disputes and intellectual property, as well as trade, regulatory and other claims related to our business. Refer to Note 8 to our Consolidated Financial Statements for information on certain legal proceedings, which is incorporated by reference herein.

Information About Our Executive Officers

Our executive officers are:

Name	Age	Position
Kevin Plank	47	Executive Chairman and Brand Chief
Patrik Frisk	57	Chief Executive Officer and President
David Bergman	47	Chief Financial Officer
Colin Browne	56	Chief Operating Officer
Kevin Eskridge	43	Chief Product Officer
Paul Fipps	47	Chief Experience Officer
Alessandro de Pestel	54	Chief Marketing Officer
Stephanie Pugliese	49	President of North America
Tchernavia Rocker	46	Chief People and Culture Officer
John Stanton	59	General Counsel and Corporate Secretary

Kevin Plank has been Executive Chairman and Brand Chief since January 2020. Prior to that, he served as Chief Executive Officer and Chairman of the Board of Directors from 1996, when he founded our Company, to 2019, and President from 1996 to July 2008 and August 2010 to July 2017. Mr. Plank also serves on the Board of Directors of the National Football Foundation and College Hall of Fame, Inc., and is a member of the Board of Trustees of the University of Maryland College Park Foundation.

Patrik Frisk has been Chief Executive Officer and President and a member of our Board of Directors since January 2020. Prior to that, he served as President and Chief Operating Officer from July 2017 to December 2019. Prior to Under Armour, he was Chief Executive Officer of The ALDO Group, a global footwear and accessories company. Previous to that, he spent more than a decade with VF Corporation where he held numerous leadership positions including Coalition President of Outdoor Americas (The North Face® and Timberland®), President of the Timberland® brand, President of Outdoor & Action Sports (EMEA), and Vice President and General Manager of The

North Face®. Before joining VF Corporation, Mr. Frisk ran his own retail business in Scandinavia and held senior positions with Peak Performance and W.L. Gore & Associates.

David Bergman has been Chief Financial Officer since November 2017. Mr. Bergman joined the Company in 2005 and has served in various Finance and Accounting leadership roles for the Company, including Corporate Controller from 2006 to October 2014, Vice President of Finance and Corporate Controller from November 2014 to January 2016, Senior Vice President, Corporate Finance from February 2016 to January 2017, and acting Chief Financial Officer from February 2017 to November 2017. Prior to joining the Company, Mr. Bergman worked as a C.P.A. within the audit and assurance practices at Ernst & Young LLP and Arthur Andersen LLP.

Colin Browne has been Chief Operating Officer since February 2020. Prior to that, he served as Chief Supply Chain Officer from July 2017 to January 2020 and President of Global Sourcing from September 2016 to June 2017. Prior to joining our Company, he served as Vice President and Managing Director for VF Corporation, leading its sourcing and product supply organization in Asia and Africa from November 2013 to August 2016 and as Vice President of Footwear Sourcing from November 2011 to October 2013. Prior thereto, Mr. Browne served as Executive Vice President of Footwear and Accessories for Li and Fung Group LTD from September 2010 to November 2011 and Chief Executive Officer, Asia for Pentland Brands PLC from April 2006 to January 2010. Mr. Browne has over 25 years of experience leading sourcing efforts for large brands.

Kevin Eskridge has been Chief Product Officer since May 2017, with oversight of the Company's category management, product, merchandising and design functions. Mr. Eskridge joined our Company in 2009 and has served in various leadership roles including Senior Director, Outdoor from September 2009 to September 2012, Vice President, China from October 2012 to April 2015, Senior Vice President, Global Merchandising from May 2015 to June 2016 and President, Sports Performance from July 2016 to April 2017. Prior to joining our Company, he served as Vice President, Merchandising of Armani Exchange from 2006 to 2009.

Paul Fipps has been Chief Experience Officer since February 2020. Prior to that, he served as Chief Digital Officer from April 2018 to January 2020, Chief Technology Officer from July 2017 to March 2018, Chief Information Officer from March 2015 and Executive Vice President of Global Operations from September 2016 to June 2017 and as Senior Vice President of Global Operations from January 2014 to February 2015. Prior to joining our Company, he served as Chief Information Officer and Corporate Vice President of Business Services at Breakthru Beverage Group, formerly The Charmer Sunbelt Group ("CSG"), a leading distributor of fine wines, spirits, beer, bottled water and other beverages from May 2009 to December 2013, as Vice President of Business Services from January 2007 to April 2009 and in other leadership positions for CSG from 1998 to 2007.

Alessandro de Pestel has been Chief Marketing Officer since October 2018. Prior to joining our Company, he served as Executive Vice President of Global Marketing, Communications and Consumer Insights for Tommy Hilfiger Global from October 2014 to September 2018 and as Senior Vice President of Marketing and Communication from January 2007 to September 2014. Prior thereto, Mr. de Pestel served in various leadership roles in Marketing and Communications at brands such as Calvin Klein, Fila, Omega and Christian Dior from 1999 to 2006.

Stephanie Pugliese has been President of North America since September 2019. Prior to joining our Company, Ms. Pugliese served as Chief Executive Officer and President of Duluth Trading Company from February 2015 to August 2019, and as President from February 2012 to August 2019. Prior thereto, Ms. Pugliese served as President and Chief Operating Officer of Duluth Trading Company from February 2014 to February 2015, Senior Vice President and Chief Merchandising Officer from July 2010 to February 2012 and as Vice President of Product Development from November 2008 to July 2010. Ms. Pugliese also served in various leadership roles with Lands' End, Inc. from 2005 to 2008 and at Ann Inc. from 2000 to 2003.

Tchernavia Rocker has been Chief People and Culture Officer since February 2019. Prior to joining our Company, she served more than 18 years in Human Resources leadership roles at Harley-Davidson, Inc., most recently as Vice President and Chief Human Resources Officer from June 2016 through January 2019, as General Manager, Human Resources from January 2012 through May 2016, and in various other Human Resources leadership positions since joining the company in 2000. Prior to that, she served in various HR and operations roles at Goodyear Dunlop North America Tire Inc.

John Stanton has been General Counsel since March 2013, and Corporate Secretary since February 2008. Prior thereto, he served as Vice President, Corporate Governance and Compliance from October 2007 to February 2013 and Deputy General Counsel from February 2006 to September 2007. Prior to joining our Company, he

served in various legal roles at MBNA Corporation from 1993 to 2005, including as Senior Executive Vice President, Corporate Governance and Assistant Secretary. He began his legal career at the law firm Venable, LLP.

ITEM 4. MINE SAFETY DISCLOSURES

Not applicable.

PART II

ITEM 5. MARKET FOR REGISTRANT’S COMMON EQUITY, RELATED STOCKHOLDER MATTERS AND ISSUER PURCHASES OF EQUITY SECURITIES

Under Armour’s Class A Common Stock and Class C Common Stock are traded on the New York Stock Exchange (“NYSE”) under the symbols “UAA” and “UA”, respectively. As of January 31, 2020, there were 1,656 record holders of our Class A Common Stock, 6 record holders of Class B Convertible Common Stock which are beneficially owned by our Executive Chairman and Brand Chief, Kevin A. Plank, and 1,196 record holders of our Class C Common Stock.

Our Class A Common Stock was listed on the NYSE under the symbol “UA” until December 6, 2016 and under the symbol “UAA” since December 7, 2016. Prior to November 18, 2005, there was no public market for our Class A Common Stock. Our Class C Common Stock was listed on the NYSE under the symbol “UA.C” since its initial issuance on April 8, 2016 and until December 6, 2016 and under the symbol “UA” since December 7, 2016.

Dividends

No cash dividends were declared or paid during 2019 or 2018 on any class of our common stock. We currently anticipate we will retain any future earnings for use in our business. As a result, we do not anticipate paying any cash dividends in the foreseeable future. In addition, we may be limited in our ability to pay dividends to our stockholders under our credit facility. Refer to “Financial Position, Capital Resources and Liquidity” within Management’s Discussion and Analysis and Note 7 to the Consolidated Financial Statements for further discussion of our credit facility.

Stock Compensation Plans

The following table contains certain information regarding our equity compensation plans.

Plan Category	Class of Common Stock	Number of securities to be issued upon exercise of outstanding options, warrants and rights (a)	Weighted-average exercise price of outstanding options, warrants and rights (b)	Number of securities remaining available for future issuance under equity compensation plans (excluding securities reflected in column (a)) (c)
Equity compensation plans approved by security holders	Class A	1,647,644	\$ 14.85	11,732,941
Equity compensation plans approved by security holders	Class C	10,450,611	\$ 16.96	29,864,112
Equity compensation plans not approved by security holders	Class A	111,427	—	—
Equity compensation plans not approved by security holders	Class C	112,215	—	—

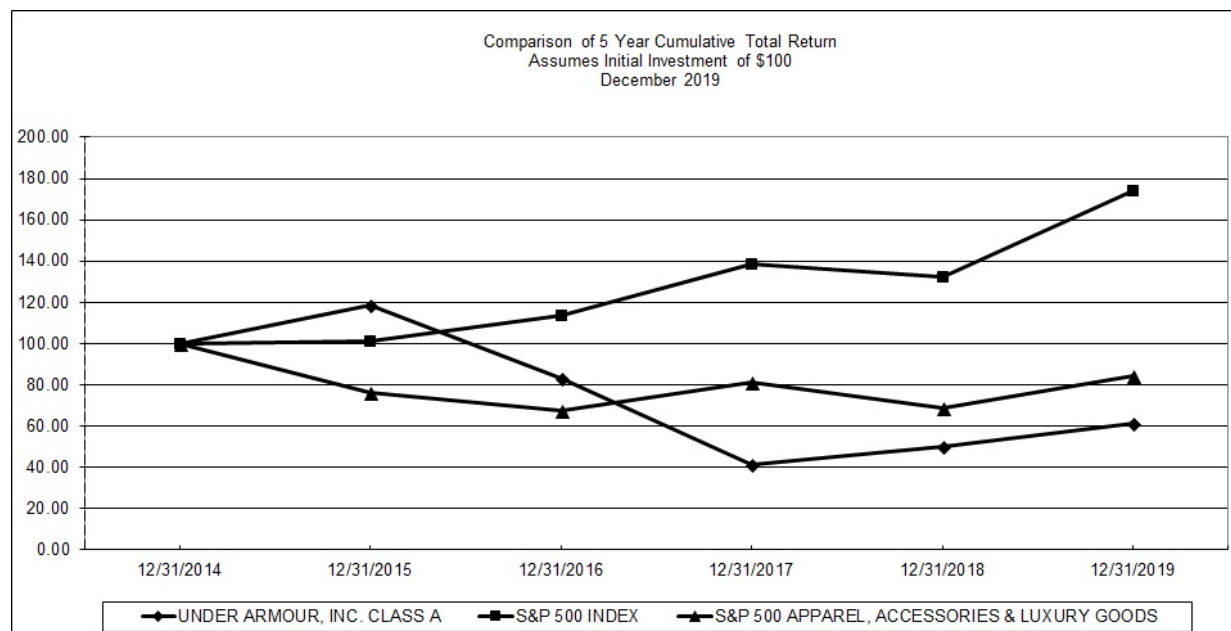
The number of securities to be issued upon exercise of outstanding options, warrants and rights issued under equity compensation plans approved by security holders includes 1.2 million Class A and 9.8 million Class C restricted stock units and deferred stock units issued to employees, non-employees and directors of Under Armour; these restricted stock units and deferred stock units are not included in the weighted average exercise price calculation above. The number of securities remaining available for future issuance includes 9.0 million shares of our Class A Common Stock and 27.4 million shares of our Class C Common Stock under our Third Amended and Restated 2005 Omnibus Long-Term Incentive Plan (“2005 Stock Plan”) and 2.7 million of our Class A Common Stock and 2.5 million shares of our Class C Common Stock under our Employee Stock Purchase Plans. In addition to securities issued upon the exercise of stock options, warrants and rights, the 2005 Stock Plan authorizes the issuance of restricted and unrestricted shares of our Class A and C Common Stock and other equity awards. Refer to Note 13 to the Consolidated Financial Statements for information required by this Item regarding the material features of each plan.

The number of securities issued upon exercise of outstanding options, warrants and rights issued under equity compensation plans not approved by security holders includes 111.4 thousand shares of our Class A Common Stock and 112.2 thousand shares of our Class C Common Stock issued in connection with the delivery of shares pursuant to deferred stock units granted to certain of our marketing partners. These deferred stock units are not included in the weighted average exercise price calculation above.

The deferred stock units are issued to certain of our marketing partners in connection with their entering into endorsement and other marketing services agreements with us. The terms of each agreement set forth the number of deferred stock units to be granted and the delivery dates for the shares, which range over a multi-year period, depending on the contract. The deferred stock units are non-forfeitable.

Stock Performance Graph

The stock performance graph below compares cumulative total return on Under Armour, Inc. Class A Common Stock to the cumulative total return of the S&P 500 Index and S&P 500 Apparel, Accessories and Luxury Goods Index from December 31, 2014 through December 31, 2019. The graph assumes an initial investment of \$100 in Under Armour and each index as of December 31, 2014 and reinvestment of any dividends. The performance shown on the graph below is not intended to forecast or be indicative of possible future performance of our common stock.



	12/31/2014	12/31/2015	12/31/2016	12/31/2017	12/31/2018	12/31/2019
Under Armour, Inc.	\$ 100.00	\$ 118.70	\$ 82.81	\$ 41.13	\$ 50.37	\$ 61.57
S&P 500	\$ 100.00	\$ 101.38	\$ 113.51	\$ 138.29	\$ 132.23	\$ 173.86
S&P 500 Apparel, Accessories & Luxury Goods	\$ 100.00	\$ 76.23	\$ 67.62	\$ 81.46	\$ 68.62	\$ 84.57

ITEM 6. SELECTED FINANCIAL DATA

The following selected financial data is qualified by reference to, and should be read in conjunction with, the Consolidated Financial Statements, including the notes thereto, and "Management's Discussion and Analysis of Financial Condition and Results of Operations" of this Annual Report on Form 10-K.

<i>(In thousands, except per share amounts)</i>	Year Ended December 31,				
	2019	2018	2017	2016	2015 (1)
Net revenues	\$ 5,267,132	\$ 5,193,185	\$ 4,989,244	\$ 4,833,338	\$ 3,963,313
Cost of goods sold	2,796,599	2,852,714	2,737,830	2,584,724	2,057,766
Gross profit	2,470,533	2,340,471	2,251,414	2,248,614	1,905,547
Selling, general and administrative expenses	2,233,763	2,182,339	2,099,522	1,831,143	1,497,000
Restructuring and impairment charges	—	183,149	124,049	—	—
Income (loss) from operations	236,770	(25,017)	27,843	417,471	408,547
Interest expense, net	(21,240)	(33,568)	(34,538)	(26,434)	(14,628)
Other expense, net	(5,688)	(9,203)	(3,614)	(2,755)	(7,234)
Income (loss) before income taxes	209,842	(67,788)	(10,309)	388,282	386,685
Income tax expense (benefit)	70,024	(20,552)	37,951	131,303	154,112
Income (loss) from equity method investment	(47,679)	934	—	—	—
Net income (loss)	92,139	(46,302)	(48,260)	256,979	232,573
Adjustment payment to Class C capital stockholders	—	—	—	59,000	—
Net income (loss) available to all stockholders	\$ 92,139	\$ (46,302)	\$ (48,260)	\$ 197,979	\$ 232,573
Net income available per common share					
Basic net income (loss) per share of Class A and B common stock	\$ 0.20	\$ (0.10)	\$ (0.11)	\$ 0.45	\$ 0.54
Basic net income (loss) per share of Class C common stock	\$ 0.20	\$ (0.10)	\$ (0.11)	\$ 0.72	\$ 0.54
Diluted net income (loss) per share of Class A and B common stock	\$ 0.20	\$ (0.10)	\$ (0.11)	\$ 0.45	\$ 0.53
Diluted net income (loss) per share of Class C common stock	\$ 0.20	\$ (0.10)	\$ (0.11)	\$ 0.71	\$ 0.53
Weighted average common shares outstanding Class A and B common stock					
Basic	222,532	221,001	219,254	217,707	215,498
Diluted	223,206	221,001	219,254	221,944	220,868
Weighted average common shares outstanding Class C common stock					
Basic	228,431	224,814	221,475	218,623	215,498
Diluted	231,068	224,814	221,475	222,904	220,868
Dividends declared	\$ —	\$ —	\$ —	\$ 59,000	\$ —

(1) Stockholders' equity and all references to share and per share amounts in the following table have been retroactively adjusted to reflect the one-for-one stock dividend, distributed in April 2016.

<i>(In thousands)</i>	At December 31,				
	2019	2018	2017	2016	2015
Cash and cash equivalents	\$ 788,072	\$ 557,403	\$ 312,483	\$ 250,470	\$ 129,852
Working capital (1)	1,280,200	1,277,651	1,277,304	1,279,337	1,019,953
Inventories	892,258	1,019,496	1,158,548	917,491	783,031
Total assets (2)	4,843,531	4,245,022	4,006,367	3,644,331	2,865,970
Total debt, including current maturities	592,687	728,834	917,046	817,388	666,070
Total stockholders' equity	\$ 2,150,087	\$ 2,016,871	\$ 2,018,642	\$ 2,030,900	\$ 1,668,222

(1) Working capital is defined as current assets minus current liabilities.

(2) As a result of the adoption of ASU 2016-02, *Leases (Topic 842)*, on January 1, 2019, the selected financial data for fiscal year 2019 reflects the recognition of lease assets and liabilities for operating leases with terms of more than twelve months. Prior period amounts were not adjusted and continue to be reported in accordance with our historic accounting policies.

ITEM 7. MANAGEMENT'S DISCUSSION AND ANALYSIS OF FINANCIAL CONDITION AND RESULTS OF OPERATIONS

The information contained in this section should be read in conjunction with our Consolidated Financial Statements and related notes and the information contained elsewhere in this Form 10-K under the captions "Risk Factors," "Selected Financial Data," and "Business."

This section includes a discussion of our financial condition and results of operations as of and for the fiscal years ended December 31, 2019, 2018 and 2017. Certain prior year information discussed in this section has been recast to conform to the 2019 presentation. However, certain information that was not recast regarding fiscal year 2017 and the related comparison to fiscal year 2018 may be found under "Item 7. Management's Discussion and Analysis of Financial Condition and Results of Operations" in our Annual Report on Form 10-K for fiscal year 2018, filed with the SEC on February 22, 2019.

Overview

We are a leading developer, marketer and distributor of branded performance apparel, footwear and accessories. The brand's moisture-wicking fabrications are engineered in many different designs and styles for wear in nearly every climate to provide a performance alternative to traditional products. Our products are sold worldwide and worn by athletes at all levels, from youth to professional, on playing fields around the globe, as well as by consumers with active lifestyles. The Under Armour Connected Fitness strategy is focused on engaging with these consumers and increasing awareness and sales of our products.

Our net revenues grew to \$5,267.1 million in 2019 from \$3,963.3 million in 2015. We believe that our growth in net revenues has been driven by a growing interest in performance products and the strength of the Under Armour brand in the marketplace. Our long-term growth strategy is focused on increased sales of our products through ongoing product innovation, investment in our distribution channels and international expansion. While we plan to continue to invest in growth, we also plan to improve efficiencies throughout our business as we seek to gain scale through our operations and return on our investments.

Financial highlights for full year 2019 as compared to the prior year period include:

- Net revenues increased 1%.
- Wholesale revenues increased 1% and direct to consumer revenues were flat.
- Apparel revenue was flat. Footwear revenue increased 2% and accessories revenue decreased 1%.
- Revenue in our North America segment declined 2%. Revenue in our Asia-Pacific, EMEA and Latin America segments grew 14%, 5% and 3%, respectively, with 13% growth in our Connected Fitness segment.
- Gross margin increased 180 basis points.
- Selling, general and administrative expense increased 2%.

A large majority of our products are sold in North America; however, we believe our products appeal to athletes and consumers with active lifestyles around the globe. Internationally, our net revenues are generated primarily from a mix of sales to retailers and distributors in our wholesale channel and sales through our direct to consumer channel in Europe, Latin America, and Asia-Pacific.

We believe there is an increasing recognition of the health benefits of an active lifestyle. We believe this trend provides us with an expanding consumer base for our products. We also believe there is a continuing shift in consumer demand from traditional non-performance products to performance products, which are intended to provide better performance by wicking perspiration away from the skin, helping to regulate body temperature and enhancing comfort. We plan to continue to grow our business over the long term through increased sales of our apparel, footwear and accessories, expansion of our wholesale distribution, growth in our direct to consumer sales channel and expansion in international markets.

Although we believe these trends will facilitate our growth, we also face potential challenges that could limit our ability to take advantage of these opportunities or negatively impact our financial results, including, among others, the risk of general economic or market conditions that could affect consumer spending and the financial health of our retail customers. For example, recent and ongoing developments regarding the coronavirus may negatively impact our results of operations. Additionally, we may not be able to successfully execute on our long-term strategies, or successfully manage the increasingly complex operations of our global business effectively. Although we have implemented restructuring plans in the past and may implement additional plans in the future, we

may not fully realize the expected benefits of these plans or other operating or cost-saving initiatives. In addition, we may not consistently be able to anticipate consumer preferences and develop new and innovative products that meet changing preferences in a timely manner. Furthermore, our industry is very competitive, and competition pressures could cause us to reduce the prices of our products or otherwise affect our profitability. We also rely on third-party suppliers and manufacturers outside the U.S. to provide fabrics and to produce our products, and disruptions to our supply chain could harm our business. Our results may also be negatively impacted by the performance of our Japanese licensee. For a more complete discussion of the risks facing our business, refer to the "Risk Factors" section included in Item 1A.

Segment Presentation and Marketing

Effective January 1, 2019, we changed the way we internally analyze the business and now exclude certain corporate costs from our segment profitability measures. We now report these costs within Corporate Other, which is designed to provide increased transparency and comparability of the performance of our operating segments. Prior year amounts have been recast to conform to the 2019 presentation. These changes had no impact on previously reported consolidated balance sheets, statements of operations, comprehensive income (loss), stockholders' equity, or cash flows.

Corporate Other consists largely of general and administrative expenses not allocated to an operating segment, including expenses associated with centrally managed departments such as global marketing, global IT, global supply chain, innovation and other corporate support functions; costs related to our global assets and global marketing, costs related to our headquarters; restructuring and restructuring related charges; and certain foreign currency hedge gains and losses.

In connection with the Corporate Other presentation discussed above, effective January 1, 2019, we changed the way we internally analyze marketing. Personnel costs previously included in marketing expense are now included in other expense and digital advertising and placement services previously included in other expense are now included in marketing expense. We believe these changes provide management with increased transparency of our demand creation investments. Certain prior year amounts have been recast to conform to the 2019 presentation. These changes did not have a material impact on marketing amounts.

2020 Restructuring Initiative

In February 2020, we announced that we are currently assessing a potential 2020 restructuring initiative to rebalance our cost base to further improve profitability and cash flow generation. In connection with this initiative, we are considering \$325 million to \$425 million in estimated pre-tax charges for 2020, including approximately \$225 million to \$250 million related to the possibility of foregoing opening a flagship store in New York City while pursuing sublet options for the long-term lease. We expect to complete our assessment during the first quarter of 2020, and subject to review and approval by our Board of Directors, would announce any potential restructuring charges upon adoption of a restructuring plan.

2017 and 2018 Restructuring Plans

In both 2017 and 2018, our Board of Directors approved restructuring plans (the "2017 restructuring plan" and "2018 restructuring plan") designed to more closely align our financial resources with the critical priorities of our business and optimize operations. We recognized approximately \$203.9 million of pre-tax charges in connection with our 2018 restructuring plan and approximately \$129.1 million of pre-tax charges in connection with our 2017 restructuring plan, inclusive of \$28.6 million of restructuring related goodwill impairment charges for our Connected Fitness business.

The summary of the costs incurred during the years ended December 31, 2018 and 2017, in connection with the 2018 and 2017 restructuring plans, respectively, are as follows:

(In thousands)	Year Ended December 31,	
	2018	2017
Costs recorded in cost of goods sold:		
Inventory write-offs	\$ 20,800	\$ 5,077
Total cost recorded in cost of goods sold	20,800	5,077
Costs recorded in restructuring and impairment charges:		
Impairment	12,146	71,378
Employee related costs	9,949	14,572
Contract exit costs	114,126	12,029
Other restructuring costs	46,928	26,070
Total costs recorded in restructuring and impairment charges	183,149	124,049
Total restructuring, impairment and restructuring related costs	\$ 203,949	\$ 129,126

There were no restructuring charges incurred during the year ended December 31, 2019.

General

Net revenues comprise net sales, license revenues and Connected Fitness revenues. Net sales comprise sales from our primary product categories, which are apparel, footwear and accessories. Our license revenues primarily consist of fees paid to us from licensees in exchange for the use of our trademarks on their products. Our Connected Fitness revenues consist of digital advertising and subscriptions from our Connected Fitness business.

Cost of goods sold consists primarily of product costs, inbound freight and duty costs, outbound freight costs, handling costs to make products floor-ready to customer specifications, royalty payments to endorsers based on a predetermined percentage of sales of selected products and write downs for inventory obsolescence. The fabrics in many of our products are made primarily of petroleum-based synthetic materials. Therefore our product costs, as well as our inbound and outbound freight costs, could be affected by long term pricing trends of oil. In general, as a percentage of net revenues, we expect cost of goods sold associated with our apparel and accessories to be lower than that of our footwear. A limited portion of cost of goods sold is associated with license and Connected Fitness revenues.

We include outbound freight costs associated with shipping goods to customers as cost of goods sold; however, we include the majority of outbound handling costs as a component of selling, general and administrative expenses. As a result, our gross profit may not be comparable to that of other companies that include outbound handling costs in their cost of goods sold. Outbound handling costs include costs associated with preparing goods to ship to customers and certain costs to operate our distribution facilities. These costs were \$81.0 million, \$91.8 million and \$101.5 million for the years ended December 31, 2019, 2018 and 2017, respectively.

Our selling, general and administrative expenses consist of costs related to marketing, selling, product innovation and supply chain and corporate services. We consolidate our selling, general and administrative expenses into two primary categories: marketing and other. The other category is the sum of our selling, product innovation and supply chain, and corporate services categories. The marketing category consists primarily of sports and brand marketing, media, and retail presentation. Sports and brand marketing includes professional, club, collegiate sponsorship, individual athlete and influencer agreements, and products provided directly to team equipment managers and to individual athletes. Media includes digital, broadcast and print media outlets, including social and mobile media. Retail presentation includes sales displays and concept shops and depreciation expense specific to our in-store fixture programs. Our marketing costs are an important driver of our growth.

Other expense, net consists of unrealized and realized gains and losses on our foreign currency derivative financial instruments and unrealized and realized gains and losses on adjustments that arise from fluctuations in foreign currency exchange rates relating to transactions generated by our international subsidiaries.

Results of Operations

The following table sets forth key components of our results of operations for the periods indicated, both in dollars and as a percentage of net revenues:

<i>(In thousands)</i>	Year Ended December 31,		
	2019	2018	2017
Net revenues	\$ 5,267,132	\$ 5,193,185	\$ 4,989,244
Cost of goods sold	2,796,599	2,852,714	2,737,830
Gross profit	2,470,533	2,340,471	2,251,414
Selling, general and administrative expenses	2,233,763	2,182,339	2,099,522
Restructuring and impairment charges	—	183,149	124,049
Income (loss) from operations	236,770	(25,017)	27,843
Interest expense, net	(21,240)	(33,568)	(34,538)
Other expense, net	(5,688)	(9,203)	(3,614)
Income (loss) before income taxes	209,842	(67,788)	(10,309)
Income tax expense (benefit)	70,024	(20,552)	37,951
Income (loss) from equity method investment	(47,679)	934	—
Net income (loss)	\$ 92,139	\$ (46,302)	\$ (48,260)

<i>(As a percentage of net revenues)</i>	Year Ended December 31,		
	2019	2018	2017
Net revenues	100.0 %	100.0 %	100.0 %
Cost of goods sold	53.1	54.9	54.9
Gross profit	46.9	45.1	45.1
Selling, general and administrative expenses	42.4	42.0	42.1
Restructuring and impairment charges	—	3.5	2.5
Income (loss) from operations	4.5	(0.4)	0.5
Interest expense, net	(0.4)	(0.7)	(0.7)
Other expense, net	(0.1)	(0.2)	(0.1)
Income (loss) before income taxes	4.0	(1.3)	(0.2)
Income tax expense (benefit)	1.3	(0.4)	0.8
Income (loss) from equity method investment	(0.9)	—	—
Net income (loss)	1.7 %	(0.9) %	(1.0) %

Consolidated Results of Operations

Year Ended December 31, 2019 Compared to Year Ended December 31, 2018

Net revenues increased \$73.9 million, or 1.4%, to \$5,267.1 million in 2019 from \$5,193.2 million in 2018. Net revenues by product category are summarized below:

(In thousands)	Year Ended December 31,			
	2019	2018	\$ Change	% Change
Apparel	\$ 3,470,285	\$ 3,464,120	\$ 6,165	0.2 %
Footwear	1,086,551	1,063,175	23,376	2.2
Accessories	416,354	422,496	(6,142)	(1.5)
Net Sales	4,973,190	4,949,791	23,399	0.5
License revenues	138,775	124,785	13,990	11.2
Connected Fitness	136,378	120,357	16,021	13.3
Corporate Other (1)	18,789	(1,748)	20,537	1,174.9
Total net revenues	\$ 5,267,132	\$ 5,193,185	\$ 73,947	1.4 %

(1) Corporate Other revenues consist of foreign currency hedge gains and losses related to revenues generated by entities within our geographic operating segments, but managed through our central foreign exchange risk management program.

The increase in net sales was driven primarily by unit sales growth in footwear, resulting from strength in our run category. The increase was partially offset by unit sales decline in accessories driven by softer demand.

License revenues increased \$14.0 million, or 11.2%, to \$138.8 million in 2019 from \$124.8 million in 2018, primarily driven by minimum guaranteed royalties and settlements with two of our North America licensing partners.

Connected Fitness revenue increased \$16.0 million, or 13.3%, to \$136.4 million in 2019 from \$120.4 million in 2018 primarily driven by an increase in new subscription revenue and a one-time development fee from a partner. This was partially offset by a decrease in media revenue.

Gross profit increased \$130.0 million to \$2,470.5 million in 2019 from \$2,340.5 million in 2018. Gross profit as a percentage of net revenues, or gross margin, increased to 46.9% in 2019 compared to 45.1% in 2018. This increase in gross margin percentage was primarily driven by the following:

- approximate 90 basis point increase driven by supply chain initiatives related to favorable product costs and lower air freight;
- approximate 50 basis point increase driven by channel mix, primarily due to a lower percentage of off-price sales within our wholesale channel; and
- approximate 40 basis point increase driven by restructuring related charges in the prior year period.

With the exception of improvements in supply chain initiatives related to product cost improvements, we do not expect these trends to have a material impact on the full year 2020.

Selling, general and administrative expenses increased \$51.5 million to \$2,233.8 million in 2019 from \$2,182.3 million in 2018. As a percentage of net revenues, selling, general and administrative expenses increased to 42.4% in 2019 from 42.0% in 2018. Selling, general and administrative expense was impacted by the following:

- Marketing costs increased \$19.3 million to \$579.0 million in 2019 from \$559.7 million in 2018. This increase was primarily due to increased marketing investments with the growth of our international business and additional investments in brand marketing campaigns. This was partially offset by lower sports marketing sponsorship expense. As a percentage of net revenues, marketing costs increased to 11.0% in 2019 from 10.8% in 2018.
- Other costs increased \$32.2 million to \$1,654.8 million in 2019 from \$1,622.6 million in 2018. This increase was primarily due to higher compensation expense, increased process design efficiency consulting expense and increased spend in digital consulting and managed services. As a percentage of net revenues, other costs increased to 31.4% in 2019 from 31.2% in 2018.

Restructuring and impairment charges related to the 2018 restructuring plan were \$183.1 million for the year ended December 31, 2018. There was no restructuring plan or charges in the year ended December 31, 2019.

Income (loss) from operations increased \$261.8 million, or 1046.4%, to income of \$236.8 million in 2019 from a loss of \$25.0 million in 2018. As a percentage of net revenues, Income from operations increased to income

of 4.5% in 2019 from a loss of 0.4% in 2018. Income from operations for the year ended December 31, 2018 was negatively impacted by \$203.9 million of restructuring, impairment and related charges in connection with the 2018 restructuring plan.

Interest expense, net decreased \$12.4 million to \$21.2 million in 2019 from \$33.6 million in 2018. This decrease was due to lower interest expense as a result of the prepayment of the outstanding balance of \$136.3 million on our term loan and lower borrowings on our revolving credit facility.

Other expense, net decreased \$3.5 million to \$5.7 million in 2019 from \$9.2 million in 2018. This decrease was due to lower net loss on the combined foreign currency exchange rate changes on transactions denominated in foreign currencies as compared to the prior period, primarily due to increased number of currencies included in our foreign exchange hedging program.

Income tax expense (benefit) increased \$90.6 million to an expense of \$70.0 million in 2019 from a benefit of \$20.6 million in 2018. Our income tax expense (benefit) for 2019, as compared to 2018, was higher primarily due to pre-tax income in 2019 compared to pre-tax losses in 2018, increases in valuation allowances recorded for certain U.S. state jurisdictions, and the one-time benefit in 2018 for an intercompany intangible asset sale. These increases were partially offset by a decrease in valuation allowances recorded for certain foreign jurisdictions in 2019 compared to 2018.

Income (loss) from equity method investment decreased \$48.6 million to a loss of \$47.7 million in 2019 from income of \$0.9 million in 2018. This decrease was primarily due to a \$39.0 million impairment of our equity method investment in our Japanese licensee for the year ended December 31, 2019.

Year Ended December 31, 2018 Compared to Year Ended December 31, 2017

Net revenues increased \$203.9 million, or 4.1%, to \$5,193.2 million in 2018 from \$4,989.2 million in 2017. Net revenues by product category are summarized below:

(In thousands)	Year Ended December 31,			
	2018	2017	\$ Change	% Change
Apparel	\$ 3,464,120	\$ 3,284,652	\$ 179,468	5.5 %
Footwear	1,063,175	1,037,840	25,335	2.4
Accessories	422,496	445,838	(23,342)	(5.2)
<i>Net Sales</i>	4,949,791	4,768,330	181,461	3.8
License revenues	124,785	116,575	8,210	7.0
Connected Fitness	120,357	101,870	18,487	18.1
Corporate Other (1)	(1,748)	2,469	(4,217)	(170.8)
<i>Total net revenues</i>	<u>\$ 5,193,185</u>	<u>\$ 4,989,244</u>	<u>\$ 203,941</u>	<u>4.1 %</u>

(1) Corporate Other revenues consist of foreign currency hedge gains and losses related to revenues generated by entities within our geographic operating segments, but managed through our central foreign exchange risk management program.

The increase in net sales was driven primarily by:

- Apparel unit sales growth driven by the train category; and
- Footwear unit sales growth, led by the run category.

The increase was partially offset by unit sales decline in accessories.

License revenues increased \$8.2 million, or 7.0%, to \$124.8 million in 2018 from \$116.6 million in 2017.

Connected Fitness revenue increased \$18.5 million, or 18.1%, to \$120.4 million in 2018 from \$101.9 million in 2017 primarily driven by increased subscribers on our fitness applications.

Gross profit increased \$89.1 million to \$2,340.5 million in 2018 from \$2,251.4 million in 2017. Gross profit as a percentage of net revenues, or gross margin, was unchanged at 45.1% in 2018 compared to 2017. Gross profit percentage was favorably impacted by lower promotional activity, improvements in product cost, lower air freight, higher proportion of international and Connected Fitness revenue and changes in foreign currency; these favorable impacts were offset by channel mix including higher sales to our off-price channel and restructuring related charges.

Selling, general and administrative expenses increased \$82.8 million to \$2,182.3 million in 2018 from \$2,099.5 million in 2017. As a percentage of net revenues, selling, general and administrative expenses decreased slightly to 42.0% in 2018 from 42.1% in 2017. Selling, general and administrative expense was impacted by the following:

- Marketing costs decreased \$5.5 million to \$559.7 million in 2018 from \$565.2 million in 2017. This decrease was primarily due to restructuring efforts, resulting in lower sports marketing sponsorship expense. This decrease was partially offset by higher costs in connection with brand marketing campaigns and increased marketing investments with the growth of our international business. As a percentage of net revenues, marketing costs decreased to 10.8% in 2018 from 11.3% in 2017.
- Other costs increased \$88.3 million to \$1,622.6 million in 2018 from \$1,534.3 million in 2017. This increase was primarily due to higher incentive compensation expense and higher costs incurred for the continued expansion of our direct to consumer distribution channel and international business. As a percentage of net revenues, other costs increased to 31.2% in 2018 from 30.8% in 2017.

Restructuring and impairment charges increased \$59.1 million to \$183.1 million from \$124.0 million in 2017. Refer to the 2017 and 2018 Restructuring Plans section above for a summary of charges.

Income (loss) from operations decreased \$52.8 million, or 189.9%, to a loss of \$25.0 million in 2018 from income of \$27.8 million in 2017. As a percentage of net revenues, Income from operations decreased to a loss of 0.4% in 2018 from income of 0.5% in 2017. Income from operations for the year ended December 31, 2018 was negatively impacted by \$203.9 million of restructuring, impairment and related charges in connection with the 2018 restructuring plan. Income from operations for the year ended December 31, 2017 was negatively impacted by \$129.1 million of restructuring, impairment and related charges in connection with the 2017 restructuring plan.

Interest expense, net decreased \$0.9 million to \$33.6 million in 2018 from \$34.5 million in 2017.

Other expense, net increased \$5.6 million to \$9.2 million in 2018 from \$3.6 million in 2017. This increase was due to higher net loss on the combined foreign currency exchange rate changes on transactions denominated in foreign currencies as compared to the prior period.

Income tax expense (benefit) decreased \$58.6 million to a benefit of \$20.6 million in 2018 from an expense of \$38.0 million in 2017. Our effective tax rate was 30.3% in 2018 compared to (368.2)% in 2017. Our effective tax rate for 2018, as compared to 2017, was positively impacted by a one-time tax benefit recorded in 2018 for an intercompany intangible asset sale and the decrease in one-time tax charges due to the Tax Act. These positive impacts were partially offset by the impact of the decrease in the U.S. federal rate applied to U.S. pre-tax losses in 2018.

As of December 31, 2018, we had completed our accounting for the one-time tax effects of the enactment of the Tax Act. Our 2018 provision for income taxes included a \$1.5 million charge to income tax expense as a result of completing this accounting. This was comprised of \$12.0 million of income tax expense related to the transition tax and \$(10.5) million of income tax benefit for the re-measurement of deferred tax assets for the reduction in the U.S. corporate income tax rate from 35% to 21%.

Segment Results of Operations

Our operating segments are based on how the Chief Operating Decision Maker (“CODM”) makes decisions about allocating resources and assessing performance. Our segments are defined by geographic regions, including North America, EMEA, Asia-Pacific, and Latin America. Connected Fitness is also an operating segment.

We exclude certain corporate costs from our segment profitability measures. We reports these costs within Corporate Other, which is designed to provide increased transparency and comparability of our operating segments performance. Corporate Other consists largely of general and administrative expenses not allocated to an operating segment, including expenses associated with centrally managed departments such as global marketing, global IT, global supply chain, innovation and other corporate support functions; costs related to our global assets and global marketing, costs related to our headquarters; restructuring and restructuring related charges; and certain foreign currency hedge gains and losses.

The net revenues and operating income (loss) associated with our segments are summarized in the following tables.

Year Ended December 31, 2019 Compared to Year Ended December 31, 2018

Net revenues by segment are summarized below:

(In thousands)	Year Ended December 31,				
	2019	2018	\$ Change	% Change	
North America	\$ 3,658,353	\$ 3,735,293	\$ (76,940)	(2.1)%	
EMEA	621,137	591,057	30,080	5.1	
Asia-Pacific	636,343	557,431	78,912	14.2	
Latin America	196,132	190,795	5,337	2.8	
Connected Fitness	136,378	120,357	16,021	13.3	
Corporate Other (1)	18,789	(1,748)	20,537	1,174.9	
Total net revenues	\$ 5,267,132	\$ 5,193,185	\$ 73,947	1.4 %	

(1) Corporate Other revenues consist of foreign currency hedge gains and losses related to revenues generated by entities within our geographic operating segments, but managed through our central foreign exchange risk management program.

The increase in total net revenues was driven by the following:

- Net revenues in our North America operating segment decreased \$76.9 million to \$3,658.4 million in 2019 from \$3,735.3 million in 2018 primarily due to a unit sales decrease of off-price sales within our wholesale channel and a unit sales decrease in our direct to consumer channel. This was partially offset by favorable impacts of returns activity within our wholesale channel, driven by approximately \$33.1 million of specific customer returns that were lower than the reserves previously established.
- Net revenues in our EMEA operating segment increased \$30.1 million to \$621.1 million in 2019 from \$591.1 million in 2018 primarily due to unit sales growth in our wholesale and direct to consumer channels.
- Net revenues in our Asia-Pacific operating segment increased \$78.9 million to \$636.3 million in 2019 from \$557.4 million in 2018 primarily due to unit sales growth in our wholesale and direct to consumer channels.
- Net revenues in our Latin America operating segment increased \$5.3 million to \$196.1 million in 2019 from \$190.8 million in 2018 primarily due to unit sales growth in our wholesale channel, partially offset by a decrease due to a change in our business model in Brazil from a subsidiary to a license and distributor model.
- Net revenues in our Connected Fitness operating segment increased \$16.0 million to \$136.4 million in 2019 from \$120.4 million in 2018 primarily driven by an increase in new subscription revenue and a one-time development fee from a partner. This was partially offset by a decrease in media revenue.

Operating income (loss) by segment is summarized below:

(In thousands)	Year Ended December 31,			
	2019	2018	\$ Change	% Change
North America	\$ 733,442	\$ 718,195	\$ 15,247	2.1 %
EMEA	53,739	30,388	23,351	76.8
Asia-Pacific	97,641	103,527	(5,886)	(5.7)
Latin America	(3,160)	(16,879)	13,719	81.3
Connected Fitness	17,140	5,948	11,192	188.2
Corporate Other	(662,032)	(866,196)	204,164	23.6
Total operating income (loss)	\$ 236,770	\$ (25,017)	\$ 261,787	1046.4 %

The increase in total operating income was driven by the following:

Operating segments

- Operating income in our North America operating segment increased \$15.2 million to \$733.4 million in 2019 from \$718.2 million in 2018 primarily due to gross margin benefits based on a lower percentage of off-price sales within our wholesale channel and lower incentive compensation expense, partially offset by decreases in net revenues discussed above.
- Operating income in our EMEA operating segment increased \$23.4 million to \$53.7 million in 2019 from \$30.4 million in 2018 primarily due to increases in net revenues discussed above.
- Operating income in our Asia-Pacific operating segment decreased \$5.9 million to \$97.6 million in 2019 from \$103.5 million in 2018 primarily due to higher compensation expense and marketing investments. This decrease was partially offset by increases in net revenues discussed above.
- Operating loss in our Latin America operating segment decreased \$13.7 million to \$3.2 million in 2019 from \$16.9 million in 2018 primarily due to changes to our business model in Brazil.
- Operating income in our Connected Fitness segment increased \$11.2 million to \$17.1 million in 2019 from \$5.9 million in 2018 primarily driven by increases in net revenue discussed above.

Non-operating segment

- Operating loss in our Corporate Other non-operating segment decreased \$204.2 million to \$662.0 million in 2019 from \$866.2 million in 2018 primarily due to \$203.9 million of 2018 restructuring plan charges for the year ended December 31, 2018. There was no restructuring plan or charges in the year ended December 31, 2019.

Year Ended December 31, 2018 Compared to Year Ended December 31, 2017

Net revenues by segment are summarized below:

(In thousands)	Year Ended December 31,			
	2018	2017	\$ Change	% Change
North America	\$ 3,735,293	\$ 3,801,056	\$ (65,763)	(1.7) %
EMEA	591,057	471,560	119,497	25.3
Asia-Pacific	557,431	430,972	126,459	29.3
Latin America	190,795	181,317	9,478	5.2
Connected Fitness	120,357	101,870	18,487	18.1
Corporate Other (1)	(1,748)	2,469	(4,217)	(170.8)
Total operating income (loss)	\$ 5,193,185	\$ 4,989,244	\$ 203,941	4.1 %

(1) Corporate Other revenues consist of foreign currency hedge gains and losses related to revenues generated by entities within our geographic operating segments, but managed through our central foreign exchange risk management program.

The increase in total net revenues was driven by the following:

- Net revenues in our North America operating segment decreased \$65.8 million to \$3,735.3 million in 2018 from \$3,801.1 million in 2017 primarily due to lower sales driven by lower demand, partially offset by increased off-price sales, in each case within our wholesale channel.
- Net revenues in our EMEA operating segment increased \$119.5 million to \$591.1 million in 2018 from \$471.6 million in 2017 primarily due to unit sales growth in our wholesale channel in the United Kingdom, Italy and Spain.
- Net revenues in our Asia-Pacific operating segment increased \$126.5 million to \$557.4 million in 2018 from \$431.0 million in 2017 primarily due to unit sales growth in our direct to consumer channel and our wholesale channel in China.
- Net revenues in our Latin America operating segment increased \$9.5 million to \$190.8 million in 2018 from \$181.3 million in 2017 primarily due to unit sales growth in our wholesale channel in Mexico and Chile, partially offset by a decrease in unit sales due a change in our business model in Brazil from a subsidiary to a license and distributor model.
- Net revenues in our Connected Fitness operating segment increased \$18.5 million to \$120.4 million in 2018 from \$101.9 million in 2017 primarily driven by additional subscription revenue on our fitness applications.

Operating income (loss) by segment is summarized below:

(In thousands)	Year Ended December 31,			
	2018	2017	\$ Change	% Change
North America	\$ 718,195	\$ 700,190	\$ 18,005	2.6 %
EMEA	30,388	26,042	4,346	16.7
Asia-Pacific	103,527	89,320	14,207	15.9
Latin America	(16,879)	(14,400)	(2,479)	(17.2)
Connected Fitness	5,948	(6,541)	12,489	190.9
Corporate Other	(866,196)	(766,768)	(99,428)	(13.0)
Total operating income (loss)	\$ (25,017)	\$ 27,843	\$ (52,860)	(189.9)%

The decrease in total operating income was driven by the following:

Operating segments

- Operating income in our North America operating segment increased \$18.0 million to \$718.2 million in 2018 from \$700.2 million in 2017 primarily due to decreased marketing and selling costs.
- Operating income in our EMEA operating segment increased \$4.3 million to \$30.4 million in 2018 from \$26.0 million in 2017 primarily due to the increase in net sales discussed above, partially offset by a reserve related to a commercial dispute and increased marketing.
- Operating income in our Asia-Pacific operating segment increased \$14.2 million to \$103.5 million in 2018 from \$89.3 million in 2017 primarily due to sales growth discussed above. This increase was partially offset by higher investments in our direct to consumer business.
- Operating loss in our Latin America operating segment increased \$2.5 million to \$16.9 million in 2018 from \$14.4 million in 2017 primarily due to lower gross margin based on a higher percentage of off-price and independent distributor sales within our wholesale channel.
- Operating loss in our Connected Fitness segment decreased \$12.5 million to income of \$5.9 million in 2018 from a loss of \$6.5 million in 2017 primarily driven by increased sales growth discussed above.

Non-operating segment

- Operating loss in our Corporate Other non-operating segment increased \$99.4 million to \$866.2 million in 2018 from \$766.8 million in 2017 primarily due to a \$74.8 million increase in the 2018 restructuring plan charges of \$203.9 million, compared to the 2017 restructuring plan charges of \$129.1 million.

Seasonality

Historically, we have recognized a majority of our net revenues and a significant portion of our income from operations in the last two quarters of the calendar year, driven primarily by increased sales volume of our products

during the fall selling season, including a larger proportion of higher margin direct to consumer sales. The level of our working capital generally reflects the seasonality and growth in our business. We generally expect inventory, accounts payable and certain accrued expenses to be higher in the second and third quarters in preparation for the fall selling season.

The following table sets forth certain financial information for the periods indicated. The data is prepared on the same basis as the audited Consolidated Financial Statements included elsewhere in this Form 10-K. All recurring, necessary adjustments are reflected in the data below:

<i>(In thousands)</i>	Quarter Ended (unaudited)							
	3/31/2018	6/30/2018	9/30/2018	12/31/2018	3/31/2019	6/30/2019	9/30/2019	12/31/2019
Net revenues	\$ 1,185,370	\$ 1,174,859	\$ 1,442,976	\$ 1,389,980	\$ 1,204,722	\$ 1,191,729	\$ 1,429,456	\$ 1,441,225
Gross profit	523,453	526,584	665,207	625,227	544,787	554,321	689,898	681,527
Marketing SG&A expenses	126,618	139,497	130,665	162,956	133,876	144,734	133,924	166,431
Other SG&A expenses	388,016	413,122	396,975	424,490	375,652	421,069	417,054	441,023
Restructuring and impairment charges	37,480	78,840	18,601	48,228	—	—	—	—
Income (loss) from operations	\$ (28,661)	\$ (104,875)	\$ 118,966	\$ (10,447)	\$ 35,259	\$ (11,482)	\$ 138,920	\$ 74,073
<i>(As a percentage of annual totals)</i>								
Net revenues	22.8 %	22.6 %	27.8 %	26.8 %	22.9 %	22.6 %	27.1 %	27.4 %
Gross profit	22.4 %	22.5 %	28.4 %	26.7 %	22.1 %	22.4 %	27.9 %	27.6 %
Marketing SG&A expenses	22.6 %	24.9 %	23.3 %	29.1 %	23.1 %	25.0 %	23.1 %	28.7 %
Other SG&A expenses	23.9 %	25.5 %	24.5 %	26.2 %	22.7 %	25.4 %	25.2 %	26.7 %
Restructuring and impairment charges	20.5 %	43.0 %	10.2 %	26.3 %	— %	— %	— %	— %
Income (loss) from operations	114.6 %	419.2 %	(475.5)%	41.8 %	14.9 %	(4.8)%	58.7 %	31.3 %

Financial Position, Capital Resources and Liquidity

Our cash requirements have principally been for working capital and capital expenditures. We fund our working capital, primarily inventory, and capital investments from cash flows from operating activities, cash and cash equivalents on hand, borrowings available under our credit and long term debt facilities and the issuance of debt securities. Our working capital requirements generally reflect the seasonality and growth in our business as we recognize the majority of our net revenues in the back half of the year. Our capital investments have included expanding our in-store fixture and branded concept shop program, improvements and expansion of our distribution and corporate facilities to support our growth, leasehold improvements to our brand and factory house stores, and investment and improvements in information technology systems.

Our inventory strategy is focused on continuing to meet consumer demand while improving our inventory efficiency over the long term by putting systems and processes in place to improve our inventory management. These systems and processes, including our global operating and financial reporting information technology system, are designed to improve our forecasting and supply planning capabilities. In addition to systems and processes, key areas of focus that we believe will enhance inventory performance are added discipline around the purchasing of product, production lead time reduction, and better planning and execution in selling of excess inventory through our factory house stores and other liquidation channels.

We believe our cash and cash equivalents on hand, cash from operations, borrowings available to us under our credit agreement and other financing instruments and our ability to access the capital markets are adequate to meet our liquidity needs and capital expenditure requirements for at least the next twelve months. Although we believe we have adequate sources of liquidity over the long term, an economic recession or a slow recovery could adversely affect our business and liquidity (refer to the "Risk Factors" section included in Item 1A). In addition, instability in or tightening of the capital markets could adversely affect our ability to obtain additional capital to grow our business on terms acceptable to us or at all.

At December 31, 2019, \$165.4 million, or approximately 21.0%, of cash and cash equivalents was held by our foreign subsidiaries. Based on the capital and liquidity needs of our foreign operations, we intend to indefinitely reinvest these funds outside the United States. In addition, our United States operations do not require the

repatriation of these funds to meet our currently projected liquidity needs. Should we require additional capital in the United States, we may elect to repatriate indefinitely reinvested foreign funds or raise capital in the United States.

The Tax Act imposed U.S. federal tax on all post-1986 foreign unrepatriated earnings accumulated through December 31, 2017. The portion of these earnings not subject to U.S. federal income tax as part of the one-time transition tax should, in general, not be subject to U.S. federal income tax. We will continue to permanently reinvest these earnings, as well as future earnings from our foreign subsidiaries, to fund international growth and operations. If we were to repatriate indefinitely reinvested foreign funds, we would still be required to accrue and pay certain taxes upon repatriation, including foreign withholding taxes and certain U.S. state taxes and record foreign exchange rate impacts. Determination of the unrecorded deferred tax liability that would be incurred if such amounts were repatriated is not practicable.

Cash Flows

The following table presents the major components of net cash flows used in and provided by operating, investing and financing activities for the periods presented:

(In thousands)	Year Ended December 31,		
	2019	2018	2017
Net cash provided by (used in):			
Operating activities	\$ 509,031	\$ 628,230	\$ 237,460
Investing activities	(147,113)	(202,904)	(282,987)
Financing activities	(137,070)	(189,868)	106,759
Effect of exchange rate changes on cash and cash equivalents	5,100	12,467	4,178
Net increase in cash and cash equivalents	<u>\$ 229,948</u>	<u>\$ 247,925</u>	<u>\$ 65,410</u>

Operating Activities

Operating activities consist primarily of net income adjusted for certain non-cash items. Adjustments to net income for non-cash items include depreciation and amortization, unrealized foreign currency exchange rate gains and losses, losses on disposals of property and equipment, stock-based compensation, deferred income taxes and changes in reserves and allowances. In addition, operating cash flows include the effect of changes in operating assets and liabilities, principally inventories, accounts receivable, income taxes payable and receivable, prepaid expenses and other assets, accounts payable and accrued expenses.

Cash flows provided by operating activities decreased \$119.2 million to \$509.0 million in 2019 from \$628.2 million in 2018. The decrease was due to decreased net cash inflows from operating assets and liabilities of \$360.2 million. The decrease in cash inflows related to changes in operating assets and liabilities period over period was primarily driven by the following:

- a decrease in cash provided by accounts receivable of \$232.3 million in 2019 as compared to 2018;
- a decrease in changes in reserves and allowances and customer refund liabilities of \$176.9 million in 2019 as compared to 2018; and
- a decrease in accrued expenses and other liabilities of \$153.6 million in 2019 as compared to 2018.

This was partially offset by an increase in cash provided by changes in prepaid expenses and other assets of \$132.2 million and an increase in net income adjusted for non-cash items of \$241.0 million year over year.

Investing Activities

Cash used in investing activities decreased \$55.8 million to \$147.1 million in 2019 from \$202.9 million in 2018, primarily due to lower capital expenditures and the purchase of an additional 10% common stock ownership in Dome Corporation ("Dome"), our Japanese licensee in 2018.

Total capital expenditures were \$144.3 million and \$154.3 million in 2019 and 2018, respectively. Capital expenditures for 2020 are expected to be approximately \$165.0 million.

Financing Activities

Cash used in financing activities decreased \$52.8 million to \$137.1 million in 2019 from \$189.9 million in 2018. This decrease was primarily due to lower borrowings and net repayments on our credit facility in 2019 compared to 2018.

Credit Facility

On March 8, 2019, we entered into an amended and restated credit agreement, amending and restating our prior credit agreement. As amended and restated, our credit agreement has a term of five years, maturing in March 2024, and provides revolving credit commitments for up to \$1.25 billion of borrowings, with no term loan borrowings, which were provided for under our prior credit agreement. As of December 31, 2019, there were no amounts outstanding under our revolving credit facility. As of December 31, 2018, there were no amounts outstanding under the revolving credit facility and \$136.3 million outstanding under our prior term loan.

At our request and the lender's consent, revolving and or term loan borrowings may be increased by up to \$300.0 million in aggregate, subject to certain conditions as set forth in the credit agreement, as amended. Incremental borrowings are uncommitted and the availability thereof will depend on market conditions at the time we seek to incur such borrowings.

The borrowings under the revolving credit facility have maturities of less than one year. Up to \$50.0 million of the facility may be used for the issuance of letters of credit. There were \$5.0 million of letters of credit outstanding as of December 31, 2019.

The credit agreement contains negative covenants that, subject to significant exceptions, limit our ability to, among other things, incur additional indebtedness, make restricted payments, pledge our assets as security, make investments, loans, advances, guarantees and acquisitions, undergo fundamental changes and enter into transactions with affiliates. We are also required to maintain a ratio of consolidated EBITDA, as defined in the credit agreement, to consolidated interest expense of not less than 3.50 to 1.00 and we are not permitted to allow the ratio of consolidated total indebtedness to consolidated EBITDA to be greater than 3.25 to 1.00 ("consolidated leverage ratio"). As of December 31, 2019, we were in compliance with these ratios. In addition, the credit agreement contains events of default that are customary for a facility of this nature, and includes a cross default provision whereby an event of default under other material indebtedness, as defined in the credit agreement, will be considered an event of default under the credit agreement.

Borrowings under the credit agreement bear interest at a rate per annum equal to, at our option, either (a) an alternate base rate, or (b) a rate based on the rates applicable for deposits in the interbank market for U.S. Dollars or the applicable currency in which the loans are made ("adjusted LIBOR"), plus in each case an applicable margin. The applicable margin for loans will be adjusted by reference to a grid (the "Pricing Grid") based on the consolidated leverage ratio and ranges between 1.00% to 1.25% for adjusted LIBOR loans and 0.00% to 0.25% for alternate base rate loans. The weighted average interest rate under the outstanding term loans was 3.2% during the year ended December 31, 2018. During the year ended December 31, 2019, there were no borrowings under the outstanding term loan. The weighted average interest rate under the revolving credit facility borrowings was 3.6% and 3.0% during the years ended December 31, 2019 and 2018, respectively. We pay a commitment fee on the average daily unused amount of the revolving credit facility and certain fees with respect to letters of credit. As of December 31, 2019, the commitment fee was 15 basis points. Since inception, we incurred and deferred \$3.4 million in financing costs in connection with the credit agreement.

3.250% Senior Notes

In June 2016, we issued \$600.0 million aggregate principal amount of 3.250% senior unsecured notes due June 15, 2026 (the "Notes"). The proceeds were used to pay down amounts outstanding under the revolving credit facility. Interest is payable semi-annually on June 15 and December 15 beginning December 15, 2016. Prior to March 15, 2026 (three months prior to the maturity date of the Notes), we may redeem some or all of the Notes at any time or from time to time at a redemption price equal to the greater of 100% of the principal amount of the Notes to be redeemed or a "make-whole" amount applicable to such Notes as described in the indenture governing the Notes, plus accrued and unpaid interest to, but excluding, the redemption date. On or after March 15, 2026 (three months prior to the maturity date of the Notes), we may redeem some or all of the Notes at any time or from time to time at a redemption price equal to 100% of the principal amount of the Notes to be redeemed, plus accrued and unpaid interest to, but excluding, the redemption date.

The indenture governing the Notes contains covenants, including limitations that restrict our ability and the ability of certain of our subsidiaries to create or incur secured indebtedness and enter into sale and leaseback transactions and our ability to consolidate, merge or transfer all or substantially all of our properties or assets to another person, in each case subject to material exceptions described in the indenture. We incurred and deferred \$5.3 million in financing costs in connection with the Notes.

Other Long Term Debt

In December 2012, we entered into a \$50.0 million recourse loan collateralized by the land, buildings and tenant improvements comprising our corporate headquarters. In July 2018, this loan was repaid in full, without penalties, using borrowings under our revolving credit facility.

Interest expense, net was \$21.2 million, \$33.6 million, and \$34.5 million for the years ended December 31, 2019, 2018 and 2017, respectively. Interest expense includes the amortization of deferred financing costs, bank fees, capital and built-to-suit lease interest and interest expense under the credit and other long term debt facilities. Amortization of deferred financing costs was \$2.4 million, \$1.5 million, and \$1.3 million for the years ended December 31, 2019, 2018 and 2017, respectively.

We monitor the financial health and stability of our lenders under the credit and other long term debt facilities, however during any period of significant instability in the credit markets lenders could be negatively impacted in their ability to perform under these facilities.

Contractual Commitments and Contingencies

We lease warehouse space, office facilities, space for our brand and factory house stores and certain equipment under non-cancelable operating leases. The leases expire at various dates through 2035, excluding extensions at our option, and include provisions for rental adjustments. In addition, this table includes executed lease agreements for brand and factory house stores that we did not yet occupy as of December 31, 2019. The operating leases generally contain renewal provisions for varying periods of time. Our significant contractual obligations and commitments as of December 31, 2019 as well as significant agreements entered into during the period after December 31, 2019 through the date of this report are summarized in the following table:

(in thousands)	Total	Payments Due by Period			
		Less Than 1 Year	1 to 3 Years	3 to 5 Years	More Than 5 Years
Contractual obligations					
Long term debt obligations (1)	\$ 726,750	\$ 19,500	\$ 39,000	\$ 39,000	\$ 629,250
Operating lease obligations (2)	1,341,292	157,217	324,575	264,192	595,308
Product purchase obligations (3)	1,087,634	1,087,634	—	—	—
Sponsorships and other (4)	679,109	131,297	219,662	186,796	141,354
Transition Tax Related to the Tax Act (5)	10,865	—	1,130	3,293	6,442
Total	\$ 3,845,650	\$ 1,395,648	\$ 584,367	\$ 493,281	\$ 1,372,354

- (1) Includes estimated interest payments based on applicable fixed and currently effective floating interest rates as of December 31, 2019, timing of scheduled payments, and the term of the debt obligations.
- (2) Includes the minimum payments for lease obligations. The lease obligations do not include any contingent rent expense we may incur at our brand and factory house stores based on future sales above a specified minimum or payments made for maintenance, insurance and real estate taxes. Contingent rent expense was \$12.9 million for the year ended December 31, 2019. In February 2020, we announced that we are considering foregoing opening a flagship store in New York City while pursuing sublet options for the long-term lease. The amounts included above reflect our existing contractual obligations with respect to that lease, which totaled \$506.2 million as of December 31, 2019.
- (3) We generally place orders with our manufacturers at least three to four months in advance of expected future sales. The amounts listed for product purchase obligations primarily represent our open production purchase orders with our manufacturers for our apparel, footwear and accessories, including expected inbound freight, duties and other costs. These open purchase orders specify fixed or minimum quantities of products at determinable prices. The product purchase obligations also includes fabric commitments with our suppliers, which secure a portion of our material needs for future seasons. The reported amounts exclude product purchase liabilities included in accounts payable as of December 31, 2019.
- (4) Includes sponsorships with professional teams, professional leagues, colleges and universities, individual athletes, athletic events and other marketing commitments in order to promote our brand. Some of these sponsorship agreements provide for additional performance incentives and product supply obligations. It is not possible to determine how much we will spend on product supply obligations on an annual basis as contracts generally do not stipulate specific cash amounts to be spent on products. The amount of product

provided to these sponsorships depends on many factors including general playing conditions, the number of sporting events in which they participate and our decisions regarding product and marketing initiatives. In addition, it is not possible to determine the performance incentive amounts we may be required to pay under these agreements as they are primarily subject to certain performance based and other variables. The amounts listed above are the fixed minimum amounts required to be paid under these sponsorship agreements. Additionally, these amounts include minimum guaranteed royalty payments to endorsers and licensors based upon a predetermined percent of sales of particular products.

- (5) Represents the future cash payments due related to the Tax Act enacted in 2017 as part of the one-time transition tax on deemed repatriation of undistributed earnings of foreign subsidiaries.

The table above excludes a liability of \$37.2 million for uncertain tax positions, including the related interest and penalties, recorded in accordance with applicable accounting guidance, as we are unable to reasonably estimate the timing of settlement. Refer to Note 11 to the Consolidated Financial Statements for a further discussion of our uncertain tax positions.

Off-Balance Sheet Arrangements

In connection with various contracts and agreements, we have agreed to indemnify counterparties against certain third party claims relating to the infringement of intellectual property rights and other items. Generally, such indemnification obligations do not apply in situations in which our counterparties are grossly negligent, engage in willful misconduct, or act in bad faith. Based on our historical experience and the estimated probability of future loss, we have determined the fair value of such indemnifications is not material to our financial position or results of operations.

Critical Accounting Policies and Estimates

Our consolidated financial statements have been prepared in accordance with accounting principles generally accepted in the United States of America. To prepare these financial statements, we must make estimates and assumptions that affect the reported amounts of assets, liabilities, revenues and expenses, as well as the disclosures of contingent assets and liabilities. Actual results could be significantly different from these estimates. We believe the following discussion addresses the critical accounting policies that are necessary to understand and evaluate our reported financial results.

Our significant accounting policies are described in Note 2 of the audited Consolidated Financial Statements. We consider an accounting policy to be critical if it is important to our financial condition and results of operations and requires significant judgments and estimates on the part of management in its application. Our estimates are often based on complex judgments, probabilities and assumptions that management believes to be reasonable, but that are inherently uncertain and unpredictable. It is also possible that other professionals, applying reasonable judgment to the same facts and circumstances, could develop and support a range of alternative estimated amounts.

There were no significant changes to our critical accounting policies during the year ended December 31, 2019. The following description of our critical accounting policies largely summarize generally accepted accounting principles in the United States and are meant to provide clarity regarding our existing application of these policies.

Revenue Recognition

We recognize revenue pursuant to Accounting Standards Codification 606 ("ASC 606"). Net revenues consist of net sales of apparel, footwear and accessories, license and Connected Fitness revenue. We recognize revenue when we satisfy our performance obligations by transferring control of promised products or services to our customers, which occurs either at a point in time or over time, depending on when the customer obtains the ability to direct the use of and obtain substantially all of the remaining benefits from the products or services. The amount of revenue recognized considers terms of sale that create variability in the amount of consideration that we ultimately expect to be entitled to in exchange for the products or services and is subject to an overall constraint that a significant revenue reversal will not occur in future periods. Sales taxes imposed on our revenues from product sales are presented on a net basis within the consolidated statements of operations, and therefore do not impact net revenues or costs of goods sold.

Revenue transactions associated with the sale of apparel, footwear, and accessories, comprise a single performance obligation, which consists of the sale of products to customers either through wholesale or direct to consumer channels. We satisfy the performance obligation and record revenues when transfer of control has passed to the customer, based on the terms of sale. In our wholesale channel, transfer of control is based upon shipment under free on board shipping point for most goods or upon receipt by the customer depending on the

country of the sale and the agreement with the customer. We may also ship product directly from our supplier to wholesale customers and recognize revenue when the product is delivered to and accepted by the customer. In our direct to consumer channel, transfer of control takes place at the point of sale for brand and factory house customers and upon shipment to substantially all e-commerce customers. Payment terms for wholesale transactions are established in accordance with local and industry practices. Payment is generally required within 30 to 60 days of shipment to or receipt by the wholesale customer in the United States, and generally within 60 to 90 days of shipment to or receipt by the wholesale customer internationally. Payment is generally due at the time of sale for direct to consumer transactions.

Gift cards issued to customers by us are recorded as contract liabilities until they are redeemed, at which point revenue is recognized. We also estimate and recognize revenue for gift card balances not expected to ever be redeemed ("breakage") to the extent that we do not have a legal obligation to remit the value of such unredeemed gift cards to the relevant jurisdiction as unclaimed or abandoned property. Such estimates are based upon historical redemption trends, with breakage income recognized in proportion to the pattern of actual customer redemptions.

Revenue from our licensing arrangements is recognized over time during the period that licensees are provided access to our trademarks and benefit from such access through their sales of licensed products. These arrangements require licensees to pay a sales-based royalty, which for most arrangements may be subject to a contractually guaranteed minimum royalty amount. Payments are generally due quarterly. We recognize revenue for sales-based royalty arrangements (including those for which the royalty exceeds any contractually guaranteed minimum royalty amount) as licensed products are sold by the licensee. If a sales-based royalty is not ultimately expected to exceed a contractually guaranteed minimum royalty amount, the minimum is recognized as revenue over the contractual period. This sales-based output measure of progress and pattern of recognition best represents the value transferred to the licensee over the term of the arrangement, as well as the amount of consideration that we are entitled to receive in exchange for providing access to our trademarks.

Revenue from Connected Fitness subscriptions is recognized on a gross basis and is recognized over the term of the subscription. We receive payments in advance of revenue recognition for subscriptions and these payments are recorded as contract liabilities in our consolidated balance sheet. Related commission cost is included in selling, general and administrative expense in the consolidated statement of operations. Revenue from Connected Fitness digital advertising is recognized as we satisfy performance obligations pursuant to customer insertion orders.

We record reductions to revenue at the time of the transaction for estimated customer returns, allowances, markdowns and discounts. We base these estimates on historical rates of customer returns and allowances as well as the specific identification of outstanding returns, markdowns and allowances that have not yet been received by us. The actual amount of customer returns and allowances, which are inherently uncertain, may differ from our estimates. If we determine that actual or expected returns or allowances are significantly higher or lower than the reserves we established, we would record a reduction or increase, as appropriate, to net sales in the period in which we make such a determination. Provisions for customer specific discounts are based on contractual obligations with certain major customers. Reserves for returns, allowances, markdowns and discounts are included within customer refund liability and the value of inventory associated with reserves for sales returns are included within prepaid expenses and other current assets on the consolidated balance sheet. As of December 31, 2019 and 2018, there were \$219.4 million and \$301.4 million, respectively, in reserves for returns, allowances, markdowns and discounts within customer refund liability and \$61.1 million and \$113.9 million, respectively, as the estimated value of inventory associated with the reserves for sales returns within prepaid expenses and other current assets on the consolidated balance sheet. Refer to Note 2 to the Consolidated Financial Statements for a further discussion of revenue recognition.

Allowance for Doubtful Accounts

We make ongoing estimates relating to the collectability of accounts receivable and maintain an allowance for estimated losses resulting from the inability of our customers to make required payments. In determining the amount of the reserve, we consider historical levels of credit losses and significant economic developments within the retail environment that could impact the ability of our customers to pay outstanding balances and make judgment about the creditworthiness of significant customers based on ongoing credit evaluations. Because we cannot predict future changes in the financial stability of our customers, actual future losses from uncollectible accounts may differ from estimates. If the financial condition of customers were to deteriorate, resulting in their inability to make payments, a larger reserve might be required. In the event we determine a smaller or larger reserve is appropriate, we would record a benefit or charge to selling, general and administrative expense in the

period in which such a determination was made. As of December 31, 2019 and 2018, the allowance for doubtful accounts was \$15.1 million and \$22.2 million, respectively.

Inventory Valuation and Reserves

Inventories consist primarily of finished goods. Costs of finished goods inventories include all costs incurred to bring inventory to its current condition, including inbound freight, duties and other costs. We value our inventory at standard cost which approximates landed cost, using the first-in, first-out method of cost determination. Net realizable value is estimated based upon assumptions made about future demand and retail market conditions. If we determine that the estimated net realizable value of our inventory is less than the carrying value of such inventory, we record a charge to cost of goods sold to reflect the lower of cost or net realizable value. If actual market conditions are less favorable than those that we projected, further adjustments may be required that would increase the cost of goods sold in the period in which such a determination was made.

Goodwill, Intangible Assets and Long-Lived Assets

Goodwill and intangible assets are recorded at their estimated fair values at the date of acquisition and are allocated to the reporting units that are expected to receive the related benefits. Goodwill and indefinite lived intangible assets are not amortized and are required to be tested for impairment at least annually or sooner whenever events or changes in circumstances indicate that it is more likely than not that the fair value of the reporting unit is less than its carrying amount. In conducting an annual impairment test, we first review qualitative factors to determine whether it is more likely than not that the fair value of the reporting unit is less than its carrying amount. If factors indicate that is the case, we perform the goodwill impairment test. We compare the fair value of the reporting unit with its carrying amount. We estimate fair value using the discounted cash flows model, under the income approach, which indicates the fair value of the reporting unit based on the present value of the cash flows that we expect the reporting unit to generate in the future. Our significant estimates in the discounted cash flows model include: our weighted average cost of capital, long-term rate of growth and profitability of the reporting unit's business, and working capital effects. If the carrying amount of a reporting unit exceeds its fair value, goodwill is impaired to the extent that the carrying value exceeds the fair value of the reporting unit. We perform our annual impairment testing in the fourth quarter of each year.

As of our annual impairment test, in the fourth quarter of 2019, no impairment of goodwill was identified. The fair value of each reporting unit substantially exceeded its carrying value, with the exception of our Latin America reporting unit. The fair value of the Latin America reporting unit exceeded its carrying value by 19%. Holding all other assumptions used in the fair value measurement of the Latin America reporting unit constant, a reduction in the growth rate of revenue by 2.25 percentage points or a reduction in the growth rate of net income by 3.5 percentage points would eliminate the headroom. No events occurred during the period ended December 31, 2019 that indicated it was more likely than not that goodwill was impaired. Refer to Note 5 to the Consolidated Financial Statements for a further discussion of goodwill.

We continually evaluate whether events and circumstances have occurred that indicate the remaining estimated useful life of long-lived assets may warrant revision or that the remaining balance may not be recoverable. These factors may include a significant deterioration of operating results, changes in business plans, or changes in anticipated cash flows. When factors indicate that an asset should be evaluated for possible impairment, we review long-lived assets to assess recoverability from future operations using undiscounted cash flows. If future undiscounted cash flows are less than the carrying value, an impairment is recognized in earnings to the extent that the carrying value exceeds fair value.

Equity Method Investment

In April 2018, we invested ¥4.2 billion or \$39.2 million in exchange for an additional 10% common stock ownership in Dome Corporation ("Dome"), our Japanese licensee. This additional investment brought our total investment in Dome's common stock to 29.5%, from 19.5%. We account for our investment in Dome under the equity method, given that we have the ability to exercise significant influence, but not control, over Dome. Investments under the equity method are required to be considered for impairment when events or circumstances suggest that the carrying amount may not be recoverable. If a qualitative assessment indicates that our investment in Dome may be impaired, a quantitative assessment is performed. If the quantitative assessment indicates a decline in value that is determined to be other-than-temporary, an impairment charge would be recognized.

In connection with the preparation of our financial statements for the year ended December 31, 2019, we performed a qualitative assessment of potential impairment indicators for our investment in Dome and determined that indicators of impairment exist. While there was no single event or factor, we considered Dome's future rate of

growth and profitability and strategic objectives. We performed a valuation of our investment in Dome and determined that the fair value of our investment is less than its carrying value by \$39.0 million. We determined this decline in value to be other-than-temporary considering the extent to which the market value of our investment is less than the carrying value, the amount of Dome's indebtedness maturing within a short-term period, and Dome's long-term financial forecast. As a result, we recorded a \$39.0 million impairment of our equity method investment in Dome in the fourth quarter of 2019, for the year ended December 31, 2019. The impairment charge was recorded within income (loss) from equity method investment on the consolidated statements of operations and as a reduction to the invested balance within other long term assets on the consolidated balance sheets. We calculate fair value using the discounted cash flows model, which indicates the fair value of the investment based on the present value of the cash flows that we expect the investment to generate in the future.

For the years ended December 31, 2019 and 2018, we recorded the allocable share of Dome's net loss of \$8.7 million and net income of \$1.0 million, respectively, within income (loss) from equity method investment on the consolidated statements of operations and as an adjustment to the invested balance within other long term assets on the consolidated balance sheets. As of December 31, 2019 and 2018, the carrying value of our total investment in Dome was \$5.1 million and \$52.8 million, respectively.

In addition to the investment in Dome, we have a license agreement with Dome. We recorded license revenues from Dome of \$37.8 million and \$35.6 million for the years ended December 31, 2019 and 2018, respectively. As of December 31, 2019 and 2018, respectively, we have \$15.6 million and \$13.1 million in licensing receivables outstanding, recorded in the prepaid expenses and other current assets line item within our consolidated balance sheet. To the extent Dome continues to experience challenges in the performance of their business, we may not continue to realize the licensing revenues received from them in line with their past results.

Income Taxes

Income taxes are accounted for under the asset and liability method. Deferred income tax assets and liabilities are established for temporary differences between the financial reporting basis and the tax basis of our assets and liabilities at tax rates expected to be in effect when such assets or liabilities are realized or settled. Deferred income tax assets are reduced by valuation allowances when necessary. We made the policy election to record any liability associated with Global Intangible Low Taxed Income ("GILTI") in the period in which it was incurred.

Assessing whether deferred tax assets are realizable requires significant judgment. We consider all available positive and negative evidence, including historical operating performance and expectations of future operating performance. The ultimate realization of deferred tax assets is often dependent upon future taxable income and therefore can be uncertain. To the extent we believe it is more likely than not that all or some portion of the asset will not be realized, valuation allowances are established against our deferred tax assets, which increase income tax expense in the period when such a determination is made.

A significant portion of our deferred tax assets relate to U.S. federal and state taxing jurisdictions. Realization of these deferred tax assets is dependent on future U.S. pre-tax earnings. In evaluating the recoverability of these deferred tax assets at December 31, 2019, we considered all available evidence, both positive and negative, including but not limited to the following:

Positive

- 2019 pre-tax income plus tax permanent differences and taxable income in the U.S. federal and certain state jurisdictions;
- Three year cumulative pre-tax income plus tax permanent differences in the U.S. federal jurisdiction;
- Forecasted future pre-tax income plus tax permanent differences in the U.S. federal and certain state jurisdictions;
- No history of U.S. federal and state tax attributes expiring unused;
- Restructuring plans undertaken in 2017, 2018, and being assessed for 2020, which aim to improve future profitability;
- Available prudent and feasible tax planning strategies may exist;
- Reversal of deferred tax liabilities and timing thereof.

Negative

- Three year cumulative pre-tax losses plus tax permanent differences in certain state jurisdictions;
- Forecasted year over year U.S. revenue declines in 2020 which decrease profitability in the U.S. federal and certain state jurisdictions;

- Restructuring plans undertaken in 2017, 2018, and being assessed for 2020, which result in significant one-time charges, which reduce profitability in the U.S. federal and certain state jurisdictions;
- Inherent challenges in forecasting future pre-tax earnings which rely, in part, on improved profitability from our restructuring efforts;
- The continued challenges in the U.S. consumer retail business environment.

As of December 31, 2019, we believe that the weight of the positive evidence outweighs the negative evidence regarding the realization of our U.S. federal deferred tax assets. However, as of December 31, 2019, we believe the weight of the negative evidence outweighs the positive evidence regarding the realization of the majority of the state deferred tax assets and have recorded a valuation allowance against these assets. We will continue to evaluate our ability to realize our net deferred tax assets on a quarterly basis.

Income taxes include the largest amount of tax benefit for an uncertain tax position that is more likely than not to be sustained upon audit based on the technical merits of the tax position. Settlements with tax authorities, the expiration of statutes of limitations for particular tax positions or obtaining new information on particular tax positions may cause a change to the effective tax rate. We recognize accrued interest and penalties related to unrecognized tax benefits in the provision for income taxes on the consolidated statements of operations.

Stock-Based Compensation

We account for stock-based compensation in accordance with accounting guidance that requires all stock-based compensation awards granted to employees and directors to be measured at fair value and recognized as an expense in the financial statements. As of December 31, 2019, we had \$90.5 million of unrecognized compensation expense expected to be recognized over a weighted average period of 2.43 years. This unrecognized compensation expense does not include any expense related to performance-based restricted stock units and stock options for which the performance targets have not been deemed probable as of December 31, 2019.

The assumptions used in calculating the fair value of stock-based compensation awards represent management's best estimates, but the estimates involve inherent uncertainties and the application of management judgment. In addition, compensation expense for performance-based awards is recorded over the related service period when achievement of the performance targets is deemed probable, which requires management judgment. Refer to Note 2 and Note 13 to the Consolidated Financial Statements for a further discussion on stock-based compensation.

Recently Issued Accounting Standards

Refer to Note 2 to the Consolidated Financial Statements included in this Form 10-K for our assessment of recently issued accounting standards.

ITEM 7A. QUANTITATIVE AND QUALITATIVE DISCLOSURE ABOUT MARKET RISK

Foreign Currency and Interest Rate Risk

We are exposed to global market risks, including the effects of changes in foreign currency and interest rates. We use derivative instruments to manage financial exposures that occur in the normal course of business and do not hold or issue derivatives for trading or speculative purposes.

We may elect to designate certain derivatives as hedging instruments under U.S. GAAP. We formally document all relationships between designated hedging instruments and hedged items, as well as our risk management objectives and strategies for undertaking hedged transactions. This process includes linking all derivatives designated as hedges to forecasted cash flows and assessing, both at inception and on an ongoing basis, the effectiveness of the hedging relationships.

Our foreign exchange risk management program consists of designated cash flow hedges and undesignated hedges. As of December 31, 2019, we had hedge instruments, primarily for British Pound/ U.S. Dollar, U.S. Dollar/Chinese Renminbi, U.S. Dollar/Canadian Dollar, Euro/U.S. Dollar, U.S. Dollar/Mexican Peso, and U.S. Dollar/Japanese Yen currency pairs. All derivatives are recognized on the consolidated balance sheets at fair value and classified based on the instruments maturity dates. The table below provides information about our foreign currency forward exchange agreements and presents the notional amounts and weighted average exchange rates by contractual maturity dates:

(In thousands)		2020	2021	2022	2023	2024 and Thereafter	Total	Fair Value as of Year Ended	
								December 31, 2019	December 31, 2018
On-Balance Sheet Financial Instruments									
USD Functional Currency									
EUR	Notional	\$ 83,749	\$ 21,709	\$ —	\$ —	\$ —	\$ 105,458	\$ 182	\$ 2,360
	Weighted Average Exchange Rate	1.15	1.14				1.15		
GBP	Notional	207,673	47,044	—	—	—	254,717	(3,504)	9,476
	Weighted Average Exchange Rate	1.31	1.31				1.31		
JPY	Notional	30,564	7,070	—	—	—	37,634	198	33
	Weighted Average Exchange Rate	106.64	105.45				106.42		
CNY Functional Currency									
USD	Notional	186,011	29,300	—	—	—	215,311	531	—
	Weighted Average Exchange Rate	6.97	7.14				6.99		
CAD Functional Currency									
USD	Notional	163,633	31,200	—	—	—	194,833	(2,421)	6,822
	Weighted Average Exchange Rate	1.32	1.32				1.32		
MXN Functional Currency									
USD	Notional	58,276	13,550	—	—	—	71,826	(2,137)	812
	Weighted Average Exchange Rate	20.18	20.79				20.29		

We currently generate a majority of our consolidated net revenues in the United States, and the reporting currency for our Consolidated Financial Statements is the U.S. dollar. As our net revenues and expenses generated outside of the United States increase, our results of operations could be adversely impacted by changes in foreign currency exchange rates. For example, as we recognize foreign revenues in local foreign currencies and if the U.S. dollar strengthens, it could have a negative impact on our foreign revenues upon translation of those results into the U.S. dollar upon consolidation of our financial statements. In addition, we are exposed to gains and losses resulting from fluctuations in foreign currency exchange rates relating to transactions generated by our international subsidiaries in currencies other than their local currencies. These gains and losses are driven by non-functional currency generated revenue, non-functional currency inventory purchases, investments in U.S. Dollar denominated available-for-sale debt securities, and certain other intercompany transactions. As of December 31, 2019, the

aggregate notional value of our outstanding cash flow hedges was \$879.8 million, with contract maturities ranging from one to twenty-four months.

In order to maintain liquidity and fund business operations, we may enter into long term debt arrangements with various lenders which bear a range of fixed and variable rates of interest. The nature and amount of our long term debt can be expected to vary as a result of future business requirements, market conditions and other factors. We may elect to enter into interest rate swap contracts to reduce the impact associated with interest rate fluctuations from time to time. However, as of December 31, 2019, our exposure to interest rate fluctuations was not material to our financial condition or results of operations, as substantially all of our debt is fixed-rate indebtedness and we do not have a material investment portfolio. Our interest rate swap contracts are accounted for as cash flow hedges. As of December 31, 2019, we had no outstanding interest rate swap contracts.

For contracts designated as cash flow hedges, the changes in fair value are reported as other comprehensive income and are recognized in current earnings in the period or periods during which the hedged transaction affects current earnings. One of the criteria for this accounting treatment is the notional value of these derivative contracts should not be in excess of specifically identified anticipated transactions. By their very nature, our estimates of the anticipated transactions may fluctuate over time and may ultimately vary from actual transactions. When anticipated transaction estimates or actual transaction amounts decline below hedged levels, or if it is no longer probable a forecasted transaction will occur by the end of the originally specified time period or within an additional two-month period of time, we are required to reclassify the cumulative change in fair value of the over-hedged portion of the related hedge contract from Other comprehensive income (loss) to Other expense, net during the period in which the decrease occurs.

We enter into derivative contracts with major financial institutions with investment grade credit ratings and are exposed to credit losses in the event of non-performance by these financial institutions. This credit risk is generally limited to the unrealized gains in the derivative contracts. However, we monitor the credit quality of these financial institutions and consider the risk of counterparty default to be minimal. Although we have entered into foreign currency contracts to minimize some of the impact of foreign currency exchange rate fluctuations on future cash flows, we cannot be assured that foreign currency exchange rate fluctuations will not have a material adverse impact on our financial condition and results of operations.

Credit Risk

We are exposed to credit risk primarily on our accounts receivable. We provide credit to customers in the ordinary course of business and perform ongoing credit evaluations. We believe that our exposure to concentrations of credit risk with respect to trade receivables is largely mitigated by our customer base. We believe that our allowance for doubtful accounts is sufficient to cover customer credit risks as of December 31, 2019. Refer to "Management's Discussion and Analysis of Financial Condition and Results of Operations - Critical Accounting Policies and Estimates - Allowance for Doubtful Accounts" for further discussion on our policies.

Inflation

Inflationary factors such as increases in the cost of our product and overhead costs may adversely affect our operating results. Although we do not believe that inflation has had a material impact on our financial position or results of operations in recent periods, a high rate of inflation in the future may have an adverse effect on our ability to maintain current levels of gross margin and selling, general and administrative expenses as a percentage of net revenues if the selling prices of our products do not increase with these increased costs.

Report of Independent Registered Public Accounting Firm

To the Board of Directors and Stockholders of Under Armour, Inc.:

Opinions on the Financial Statements and Internal Control over Financial Reporting

We have audited the accompanying consolidated balance sheets of Under Armour, Inc. and its subsidiaries (the “Company”) as of December 31, 2019 and 2018 and the related consolidated statements of operations, comprehensive income (loss), stockholders’ equity and cash flows for each of the three years in the period ended December 31, 2019, including the related notes and schedule of valuation and qualifying accounts for each of the three years in the period ended December 31, 2019 listed in the index appearing under Item 15(a)(2) (collectively referred to as the “consolidated financial statements”). We also have audited the Company’s internal control over financial reporting as of December 31, 2019, based on criteria established in *Internal Control - Integrated Framework* (2013) issued by the Committee of Sponsoring Organizations of the Treadway Commission (COSO).

In our opinion, the consolidated financial statements referred to above present fairly, in all material respects, the financial position of the Company as of December 31, 2019 and 2018, and the results of its operations and its cash flows for each of the three years in the period ended December 31, 2019 in conformity with accounting principles generally accepted in the United States of America. Also in our opinion, the Company maintained, in all material respects, effective internal control over financial reporting as of December 31, 2019, based on criteria established in *Internal Control - Integrated Framework* (2013) issued by the COSO.

Changes in Accounting Principles

As discussed in Note 2 to the consolidated financial statements, the Company changed the manner in which it accounts for its leases in 2019 and the manner in which it accounts for revenues from contracts with customers in 2018.

Basis for Opinions

The Company’s management is responsible for these consolidated financial statements, for maintaining effective internal control over financial reporting, and for its assessment of the effectiveness of internal control over financial reporting, included in the accompanying Report of Management on Internal Control Over Financial Reporting. Our responsibility is to express opinions on the Company’s consolidated financial statements and on the Company’s internal control over financial reporting based on our audits. We are a public accounting firm registered with the Public Company Accounting Oversight Board (United States) (PCAOB) and are required to be independent with respect to the Company in accordance with the U.S. federal securities laws and the applicable rules and regulations of the Securities and Exchange Commission and the PCAOB.

We conducted our audits in accordance with the standards of the PCAOB. Those standards require that we plan and perform the audits to obtain reasonable assurance about whether the consolidated financial statements are free of material misstatement, whether due to error or fraud, and whether effective internal control over financial reporting was maintained in all material respects.

Our audits of the consolidated financial statements included performing procedures to assess the risks of material misstatement of the consolidated financial statements, whether due to error or fraud, and performing procedures that respond to those risks. Such procedures included examining, on a test basis, evidence regarding the amounts and disclosures in the consolidated financial statements. Our audits also included evaluating the accounting principles used and significant estimates made by management, as well as evaluating the overall presentation of the consolidated financial statements. Our audit of internal control over financial reporting included obtaining an understanding of internal control over financial reporting, assessing the risk that a material weakness exists, and testing and evaluating the design and operating effectiveness of internal control based on the assessed risk. Our audits also included performing such other procedures as we considered necessary in the circumstances. We believe that our audits provide a reasonable basis for our opinions.

Definition and Limitations of Internal Control over Financial Reporting

A company's internal control over financial reporting is a process designed to provide reasonable assurance regarding the reliability of financial reporting and the preparation of financial statements for external purposes in accordance with generally accepted accounting principles. A company's internal control over financial reporting includes those policies and procedures that (i) pertain to the maintenance of records that, in reasonable detail, accurately and fairly reflect the transactions and dispositions of the assets of the company; (ii) provide reasonable assurance that transactions are recorded as necessary to permit preparation of financial statements in accordance with generally accepted accounting principles, and that receipts and expenditures of the company are being made only in accordance with authorizations of management and directors of the company; and (iii) provide reasonable assurance regarding prevention or timely detection of unauthorized acquisition, use, or disposition of the company's assets that could have a material effect on the financial statements.

Because of its inherent limitations, internal control over financial reporting may not prevent or detect misstatements. Also, projections of any evaluation of effectiveness to future periods are subject to the risk that controls may become inadequate because of changes in conditions, or that the degree of compliance with the policies or procedures may deteriorate.

Critical Audit Matters

The critical audit matters communicated below are matters arising from the current period audit of the consolidated financial statements that were communicated or required to be communicated to the audit committee and that (i) relate to accounts or disclosures that are material to the consolidated financial statements and (ii) involved our especially challenging, subjective, or complex judgments. The communication of critical audit matters does not alter in any way our opinion on the consolidated financial statements, taken as a whole, and we are not, by communicating the critical audit matters below, providing separate opinions on the critical audit matters or on the accounts or disclosures to which they relate.

Goodwill Impairment Assessment – Latin America Reporting Unit

As described in Notes 2 and 5 to the consolidated financial statements, the Company's consolidated goodwill balance was \$550.2 million as of December 31, 2019, and the goodwill associated with the Latin America reporting unit was \$46.7 million. Management conducts an impairment test at least annually in the fourth quarter or sooner if events or changes in circumstances indicate that it is more likely than not that the fair value of the reporting unit is less than its carrying amount. Management estimates fair value of the reporting unit using the discounted cash flow model under the income approach, which indicates the fair value of the reporting unit based on the present value of the cash flows that management expects the reporting unit to generate in the future. Management's significant estimates in the discounted cash flows model include the Company's weighted average cost of capital, long-term rate of growth and profitability of the reporting unit's business, and working capital effects. If the carrying amount of a reporting unit exceeds its fair value, goodwill is impaired to the extent that the carrying value exceeds the fair value of the reporting unit.

The principal considerations for our determination that performing procedures relating to the goodwill impairment assessment of the Latin America reporting unit is a critical audit matter are there was significant judgment by management when developing the fair value measurement of the reporting unit, which in turn led to a high degree of auditor judgment, effort, and subjectivity in performing procedures and evaluating significant assumptions, including the Company's long-term rate of growth and profitability. In addition, the audit effort involved the use of professionals with specialized skill and knowledge to assist in performing these procedures and evaluating the audit evidence obtained.

Addressing the matter involved performing procedures and evaluating audit evidence in connection with forming our overall opinion on the consolidated financial statements. These procedures included testing the effectiveness of controls relating to management's goodwill impairment test, including controls over the valuation of the Company's reporting units. These procedures also included, among others, testing management's process for developing the fair value estimate; evaluating the appropriateness of the discounted cash flow model; testing the completeness, accuracy, and relevance of the underlying data used in the model; and evaluating the reasonableness of significant assumptions, including the long-term rate of growth and profitability. Evaluating management's assumptions related to the long-term rate of growth and profitability involved evaluating management's ability to execute on future growth strategies and evaluating whether the assumptions used were reasonable considering (i) the current and past performance of the reporting unit, (ii) the consistency with external market and industry data, and (iii) whether these

assumptions were consistent with evidence obtained in other areas of the audit. Professionals with specialized skill and knowledge were used to assist in the evaluation of the Company's discounted cash flow model and certain assumptions, including the Company's weighted average cost of capital.

Reserve for Customer Returns

As described in Note 2 to the consolidated financial statements, the Company recorded \$219.4 million as of December 31, 2019 in reserves for returns, allowances, markdowns and discounts within customer refund liability. Management bases its estimates of the reserve for customer returns on historical rates of customer returns and allowances as well as the specific identification of outstanding returns, markdowns and allowances that have not yet been received by the Company.

The principal considerations for our determination that performing procedures relating to the reserve for customer returns is a critical audit matter are there was significant judgment by management in estimating the customer returns reserve, which in turn led to a high degree of auditor judgment, effort, and subjectivity in performing procedures and evaluating the significant assumptions used in developing the estimate, including the amount of outstanding returns that have not yet been received by the Company.

Addressing the matter involved performing procedures and evaluating audit evidence in connection with forming our overall opinion on the consolidated financial statements. These procedures included testing the effectiveness of controls relating to the estimation of management's customer returns reserve, including the assumption related to the outstanding returns that have not yet been received by the Company. These procedures also included, among others, testing management's process for developing the customer returns reserve; evaluating the appropriateness of the method; testing the completeness, accuracy, and relevance of underlying data used in the estimate; and evaluating the reasonableness of significant assumptions, including the amount of outstanding returns that have not yet been received by the Company. Evaluating management's assumption related to outstanding returns that have not yet been received by the Company involved evaluating whether the assumption used by management was reasonable considering (i) historical rates of customer returns, (ii) specific identification of outstanding returns, and (iii) whether these assumptions were consistent with evidence obtained in other areas of the audit.

/s/ PricewaterhouseCoopers LLP
Baltimore, Maryland
February 26, 2020

We have served as the Company's auditor since 2003.

Under Armour, Inc. and Subsidiaries
Consolidated Balance Sheets
(In thousands, except share data)

	December 31, 2019	December 31, 2018
Assets		
Current assets		
Cash and cash equivalents	\$ 788,072	\$ 557,403
Accounts receivable, net	708,714	652,546
Inventories	892,258	1,019,496
Prepaid expenses and other current assets	313,165	364,183
Total current assets	2,702,209	2,593,628
Property and equipment, net	792,148	826,868
Operating lease right-of-use assets	591,931	—
Goodwill	550,178	546,494
Intangible assets, net	36,345	41,793
Deferred income taxes	82,379	112,420
Other long term assets	88,341	123,819
Total assets	\$ 4,843,531	\$ 4,245,022
Liabilities and Stockholders' Equity		
Current liabilities		
Accounts payable	\$ 618,194	\$ 560,884
Accrued expenses	374,694	340,415
Customer refund liabilities	219,424	301,421
Operating lease liabilities	125,900	—
Current maturities of long term debt	—	25,000
Other current liabilities	83,797	88,257
Total current liabilities	1,422,009	1,315,977
Long term debt, net of current maturities	592,687	703,834
Operating lease liabilities, non-current	580,635	—
Other long term liabilities	98,113	208,340
Total liabilities	2,693,444	2,228,151
Commitments and contingencies (see Note 8)		
Stockholders' equity		
Class A Common Stock, \$0.0003 1/3 par value; 400,000,000 shares authorized as of December 31, 2019 and 2018; 188,289,680 shares issued and outstanding as of December 31, 2019, and 187,710,319 shares issued and outstanding as of December 31, 2018.	62	62
Class B Convertible Common Stock, \$0.0003 1/3 par value; 34,450,000 shares authorized, issued and outstanding as of December 31, 2019 and 2018.	11	11
Class C Common Stock, \$0.0003 1/3 par value; 400,000,000 shares authorized as of December 31, 2019 and 2018; 229,027,730 shares issued and outstanding as of December 31, 2019, and 226,421,963 shares issued and outstanding as of December 31, 2018.	76	75
Additional paid-in capital	973,717	916,628
Retained earnings	1,226,986	1,139,082
Accumulated other comprehensive loss	(50,765)	(38,987)
Total stockholders' equity	2,150,087	2,016,871
Total liabilities and stockholders' equity	\$ 4,843,531	\$ 4,245,022

See accompanying notes.

Under Armour, Inc. and Subsidiaries
Consolidated Statements of Operations
(In thousands, except per share amounts)

	Year Ended December 31,		
	2019	2018	2017
Net revenues	\$ 5,267,132	\$ 5,193,185	\$ 4,989,244
Cost of goods sold	2,796,599	2,852,714	2,737,830
Gross profit	2,470,533	2,340,471	2,251,414
Selling, general and administrative expenses	2,233,763	2,182,339	2,099,522
Restructuring and impairment charges	—	183,149	124,049
Income (loss) from operations	236,770	(25,017)	27,843
Interest expense, net	(21,240)	(33,568)	(34,538)
Other expense, net	(5,688)	(9,203)	(3,614)
Income (loss) before income taxes	209,842	(67,788)	(10,309)
Income tax expense (benefit)	70,024	(20,552)	37,951
Income (loss) from equity method investment	(47,679)	934	—
Net income (loss)	\$ 92,139	\$ (46,302)	\$ (48,260)
Basic net income (loss) per share of Class A, B and C common stock	\$ 0.20	\$ (0.10)	\$ (0.11)
Diluted net income (loss) per share of Class A, B and C common stock	\$ 0.20	\$ (0.10)	\$ (0.11)
Weighted average common shares outstanding Class A, B and C common stock			
Basic	450,964	445,815	440,729
Diluted	454,274	445,815	440,729

See accompanying notes.

Under Armour, Inc. and Subsidiaries
Consolidated Statements of Comprehensive Income (Loss)
(In thousands)

	Year Ended December 31,		
	2019	2018	2017
Net income (loss)	\$ 92,139	\$ (46,302)	\$ (48,260)
Other comprehensive income (loss):			
Foreign currency translation adjustment	10,754	(18,535)	23,357
Unrealized gain (loss) on cash flow hedge, net of tax benefit (expense) of \$7,798, \$(7,936), and \$5,668 for the years ended December 31, 2019, 2018, and 2017, respectively.	(21,646)	22,800	(16,624)
Loss on intra-entity foreign currency transactions	(886)	(5,041)	7,199
Total other comprehensive income (loss)	<u>(11,778)</u>	<u>(776)</u>	<u>13,932</u>
Comprehensive income (loss)	<u>\$ 80,361</u>	<u>\$ (47,078)</u>	<u>\$ (34,328)</u>

See accompanying notes.

Under Armour, Inc. and Subsidiaries
Consolidated Statements of Stockholders' Equity
(In thousands)

	Class A Common Stock		Class B Convertible Common Stock		Class C Common Stock		Additional Paid-in- Capital	Retained Earnings	Accumulated Other Comprehensive Income	Total Equity
	Shares	Amount	Shares	Amount	Shares	Amount				
Balance as of December 31, 2016	183,815	61	34,450	11	220,174	73	823,484	1,259,414	(52,143)	\$ 2,030,900
Exercise of stock options	609	—	—	—	556	—	3,664	—	—	3,664
Shares withheld in consideration of employee tax obligations relative to stock-based compensation arrangements	(65)	—	—	—	(78)	—	—	(2,781)	—	(2,781)
Issuance of Class A Common Stock, net of forfeitures	898	—	—	—	—	—	—	—	—	—
Issuance of Class C Common Stock, net of forfeitures	—	—	—	—	1,723	1	7,852	—	—	7,853
Impact of adoption of accounting standard updates	—	—	—	—	—	—	(2,666)	(23,932)	—	(26,598)
Stock-based compensation expense	—	—	—	—	—	—	39,932	—	—	39,932
Comprehensive income (loss)	—	—	—	—	—	—	—	(48,260)	13,932	(34,328)
Balance as of December 31, 2017	185,257	\$ 61	34,450	\$ 11	222,375	\$ 74	\$ 872,266	\$ 1,184,441	\$ (38,211)	\$ 2,018,642
Exercise of stock options and warrants	2,084	1	—	—	2,127	—	6,747	—	—	6,748
Shares withheld in consideration of employee tax obligations relative to stock-based compensation arrangements	(23)	—	—	—	(140)	—	—	(2,564)	—	(2,564)
Issuance of Class A Common Stock, net of forfeitures	392	—	—	—	—	—	—	—	—	—
Issuance of Class C Common Stock, net of forfeitures	—	—	—	—	2,060	1	(4,168)	—	—	(4,167)
Impact of adoption of accounting standard updates	—	—	—	—	—	—	—	3,507	—	3,507
Stock-based compensation expense	—	—	—	—	—	—	41,783	—	—	41,783
Comprehensive loss	—	—	—	—	—	—	—	(46,302)	(776)	(47,078)
Balance as of December 31, 2018	187,710	\$ 62	34,450	\$ 11	226,422	\$ 75	\$ 916,628	\$ 1,139,082	\$ (38,987)	\$ 2,016,871
Exercise of stock options	441	—	—	—	293	—	2,101	—	—	2,101
Shares withheld in consideration of employee tax obligations relative to stock-based compensation arrangements	(15)	—	—	—	(227)	—	—	(4,235)	—	(4,235)
Issuance of Class A Common Stock, net of forfeitures	154	—	—	—	—	—	—	—	—	—
Issuance of Class C Common Stock, net of forfeitures	—	—	—	—	2,540	1	5,370	—	—	5,371
Stock-based compensation expense	—	—	—	—	—	—	49,618	—	—	49,618
Comprehensive income (loss)	—	—	—	—	—	—	—	92,139	(11,778)	80,361
Balance as of December 31, 2019	188,290	\$ 62	34,450	\$ 11	229,028	\$ 76	\$ 973,717	\$ 1,226,986	\$ (50,765)	\$ 2,150,087

See accompanying notes.

Under Armour, Inc. and Subsidiaries
Consolidated Statements of Cash Flows
(In thousands)

	Year Ended December 31,		
	2019	2018	2017
Cash flows from operating activities			
Net income (loss)	\$ 92,139	\$ (46,302)	\$ (48,260)
Adjustments to reconcile net income (loss) to net cash provided by operating activities			
Depreciation and amortization	186,425	181,768	173,747
Unrealized foreign currency exchange rate gain (loss)	(2,073)	14,023	(29,247)
Impairment charges	39,000	9,893	71,378
Amortization of bond premium	254	254	254
Loss on disposal of property and equipment	4,640	4,256	2,313
Stock-based compensation	49,618	41,783	39,932
Excess tax benefit (loss) from stock-based compensation arrangements	—	—	(75)
Deferred income taxes	38,132	(38,544)	55,910
Changes in reserves and allowances	(26,096)	(234,998)	108,757
Changes in operating assets and liabilities:			
Accounts receivable	(45,450)	186,834	(79,106)
Inventories	149,519	109,919	(222,391)
Prepaid expenses and other assets	24,334	(107,855)	(52,106)
Other non-current assets	19,966	—	—
Accounts payable	59,458	26,413	145,695
Accrued expenses and other liabilities	(18,987)	134,594	109,823
Customer refund liability	(80,710)	305,141	—
Income taxes payable and receivable	18,862	41,051	(39,164)
Net cash provided by operating activities	<u>509,031</u>	<u>628,230</u>	<u>237,460</u>
Cash flows from investing activities			
Purchases of property and equipment	(145,802)	(170,385)	(281,339)
Sale of property and equipment	—	11,285	—
Purchase of equity method investment	—	(39,207)	—
Purchases of other assets	(1,311)	(4,597)	(1,648)
Net cash (used in) provided by investing activities	<u>(147,113)</u>	<u>(202,904)</u>	<u>(282,987)</u>
Cash flows from financing activities			
Proceeds from long term debt and revolving credit facility	25,000	505,000	763,000
Payments on long term debt and revolving credit facility	(162,817)	(695,000)	(665,000)
Employee taxes paid for shares withheld for income taxes	(4,235)	(2,743)	(2,781)
Proceeds from exercise of stock options and other stock issuances	7,472	2,580	11,540
Other financing fees	63	306	—
Payments of debt financing costs	(2,553)	(11)	—
Net cash used in financing activities	<u>(137,070)</u>	<u>(189,868)</u>	<u>106,759</u>
Effect of exchange rate changes on cash, cash equivalents and restricted cash	5,100	12,467	4,178
Net increase in cash, cash equivalents and restricted cash	<u>229,948</u>	<u>247,925</u>	<u>65,410</u>
Cash, cash equivalents and restricted cash			
Beginning of period	566,060	318,135	252,725
End of period	<u>\$ 796,008</u>	<u>\$ 566,060</u>	<u>\$ 318,135</u>
Non-cash investing and financing activities			
Change in accrual for property and equipment	\$ (8,084)	\$ (14,611)	\$ 10,580
Other supplemental information			
Cash paid (received) for income taxes, net of refunds	23,352	(16,738)	36,921
Cash paid for interest, net of capitalized interest	18,031	28,586	29,750

See accompanying notes.

Under Armour, Inc. and Subsidiaries
Notes to the Audited Consolidated Financial Statements

1. Description of the Business

Under Armour, Inc. is a developer, marketer and distributor of branded performance apparel, footwear, and accessories. The Company creates products engineered to solve problems and make athletes better, as well as digital health and fitness apps built to connect people and drive performance. The Company's products are made, sold and worn worldwide.

2. Summary of Significant Accounting Policies

Basis of Presentation

The accompanying consolidated financial statements include the accounts of Under Armour, Inc. and its wholly owned subsidiaries (the "Company"). All intercompany balances and transactions have been eliminated. The accompanying consolidated financial statements were prepared in accordance with accounting principles generally accepted in the United States of America ("U.S. GAAP").

During 2019, the Company recorded an adjustment related to prior periods to correct unrecorded consulting expenses incurred primarily in connection with the 2018 restructuring plan. Selling, general and administrative expenses for the year ended December 31, 2019 includes \$5.5 million of expense that was understated in prior periods. The Company concluded that the error was not material to any prior or interim periods presented.

During 2018, the Company identified an immaterial error in the presentation of premium subscriptions in its Connected Fitness reporting segment. Subscription revenue was previously recorded net of any related commission. Beginning in the first quarter of 2018, subscription revenue is recorded on a gross basis and the related commission cost is included in selling, general and administrative expense in the consolidated statement of operations. The Company revised 2017 to be consistent with the current presentation resulting in an increase in net revenues and selling, general and administrative expense of \$12.7 million for the year ended December 31, 2017. There was no impact in any period on income (loss) from operations. The Company concluded that the error was not material to any of its previously issued financial statements.

Cash and Cash Equivalents

The Company considers all highly liquid investments with an original maturity of three months or less at date of inception to be cash and cash equivalents. The Company's restricted cash is reserved for payments related to claims for its captive insurance program, which is included in prepaid expenses and other current assets on the Company's consolidated balance sheet. The following table provides a reconciliation of cash, cash equivalents and restricted cash reported within the consolidated balance sheets to the consolidated statements of cash flows.

	December 31, 2019	December 31, 2018
Cash and cash equivalents	\$ 788,072	\$ 557,403
Restricted cash	7,936	8,657
Total cash, cash equivalents and restricted cash	\$ 796,008	\$ 566,060

Concentration of Credit Risk

Financial instruments that subject the Company to significant concentration of credit risk consist primarily of accounts receivable. The majority of the Company's accounts receivable is due from large retailers. Credit is extended based on an evaluation of the customer's financial condition and collateral is not required. None of the Company's customers accounted for more than 10% of accounts receivable as of December 31, 2019 and December 31, 2018, respectively. For the years ended December 31, 2019, 2018 and 2017, no customer accounted for more than 10% of net revenues.

Sale of Accounts Receivable

In 2018, the Company entered into agreements with two financial institutions to sell selected accounts receivable on a recurring, non-recourse basis. In 2019, the Company amended one agreement to reduce the facility amount. Under each agreement, the Company may sell up to \$140.0 million and \$50.0 million, respectively, provided the accounts receivable of certain customers cannot be outstanding simultaneously with both institutions. Balances may remain outstanding at any point in time. The Company removes the sold accounts receivable from

the consolidated balance sheets at the time of sale. The Company does not retain any interests in the sold accounts receivable. The Company acts as the collection agent for the sold accounts receivable balances on behalf of the financial institutions.

As of December 31, 2019 and 2018, there were no amounts outstanding in connection with these arrangements. The funding fee charged by the financial institutions is included in the other income (expense), net line item in the consolidated statement of operations.

Allowance for Doubtful Accounts

The Company makes ongoing estimates relating to the collectability of accounts receivable and maintains an allowance for estimated losses resulting from the inability of its customers to make required payments. In determining the amount of the reserve, the Company considers historical levels of credit losses and significant economic developments within the retail environment that could impact the ability of its customers to pay outstanding balances and makes judgments about the creditworthiness of significant customers based on ongoing credit evaluations. Because the Company cannot predict future changes in the financial stability of its customers, actual future losses from uncollectible accounts may differ from estimates. If the financial condition of customers were to deteriorate, resulting in their inability to make payments, a larger reserve might be required. In the event the Company determines a smaller or larger reserve is appropriate, it would record a benefit or charge to selling, general and administrative expense in the period in which such a determination was made. As of December 31, 2019 and 2018, the allowance for doubtful accounts was \$15.1 million and \$22.2 million, respectively.

Inventories

Inventories consist primarily of finished goods. Costs of finished goods inventories include all costs incurred to bring inventory to its current condition, including inbound freight, duties and other costs. The Company values its inventory at standard cost which approximates landed cost, using the first-in, first-out method of cost determination. Net realizable value is estimated based upon assumptions made about future demand and retail market conditions. If the Company determines that the estimated net realizable value of its inventory is less than the carrying value of such inventory, it records a charge to cost of goods sold to reflect the lower of cost or net realizable value. If actual market conditions are less favorable than those projected by the Company, further adjustments may be required that would increase the cost of goods sold in the period in which such a determination was made.

Income Taxes

Income taxes are accounted for under the asset and liability method. Deferred income tax assets and liabilities are established for temporary differences between the financial reporting basis and the tax basis of the Company's assets and liabilities at tax rates expected to be in effect when such assets or liabilities are realized or settled. Deferred income tax assets are reduced by valuation allowances when necessary. The Company has made the policy election to record any liability associated with Global Intangible Low Taxed Income ("GILTI") in the period in which it is incurred.

Assessing whether deferred tax assets are realizable requires significant judgment. The Company considers all available positive and negative evidence, including historical operating performance and expectations of future operating performance. The ultimate realization of deferred tax assets is often dependent upon future taxable income and therefore can be uncertain. To the extent the Company believes it is more likely than not that all or some portion of the asset will not be realized, valuation allowances are established against the Company's deferred tax assets, which increase income tax expense in the period when such a determination is made.

Income taxes include the largest amount of tax benefit for an uncertain tax position that is more likely than not to be sustained upon audit based on the technical merits of the tax position. Settlements with tax authorities, the expiration of statutes of limitations for particular tax positions or obtaining new information on particular tax positions may cause a change to the effective tax rate. The Company recognizes accrued interest and penalties related to unrecognized tax benefits in the provision for income taxes on the consolidated statements of operations.

Goodwill, Intangible Assets and Long-Lived Assets

Goodwill and intangible assets are recorded at their estimated fair values at the date of acquisition and are allocated to the reporting units that are expected to receive the related benefits. Goodwill and indefinite lived intangible assets are not amortized and are required to be tested for impairment at least annually or sooner whenever events or changes in circumstances indicate that it is more likely than not that the fair value of the reporting unit is less than its carrying amount. In conducting an annual impairment test, the Company first reviews

qualitative factors to determine whether it is more likely than not that the fair value of the reporting unit is less than its carrying amount. If factors indicate that is the case, the Company performs the goodwill impairment test. The Company compares the fair value of the reporting unit with its carrying amount. The Company estimates fair value using the discounted cash flows model, under the income approach, which indicates the fair value of the reporting unit based on the present value of the cash flows that the Company expects the reporting unit to generate in the future. The Company's significant estimates in the discounted cash flows model include: the Company's weighted average cost of capital, long-term rate of growth and profitability of the reporting unit's business, and working capital effects. If the carrying amount of a reporting unit exceeds its fair value, goodwill is impaired to the extent that the carrying value exceeds the fair value of the reporting unit. The Company performs its annual impairment testing in the fourth quarter of each year.

As of the Company's annual impairment test, no impairment of goodwill was identified. The fair value of each reporting unit substantially exceeded its carrying value, with the exception of its Latin America reporting unit. No events occurred during the period ended December 31, 2019 that indicated it was more likely than not that goodwill was impaired. Refer to Note 5 to the Consolidated Financial Statements for a further discussion of goodwill.

The Company continually evaluates whether events and circumstances have occurred that indicate the remaining estimated useful life of long-lived assets may warrant revision or that the remaining balance may not be recoverable. These factors may include a significant deterioration of operating results, changes in business plans, or changes in anticipated cash flows. When factors indicate that an asset should be evaluated for possible impairment, the Company reviews long-lived assets to assess recoverability from future operations using undiscounted cash flows. If future undiscounted cash flows are less than the carrying value, an impairment is recognized in earnings to the extent that the carrying value exceeds fair value.

Accrued Expenses

At December 31, 2019, accrued expenses primarily included \$118.7 million and \$63.2 million of accrued compensation and benefits and marketing expenses, respectively. At December 31, 2018, accrued expenses primarily included \$130.8 million and \$60.1 million of accrued compensation and benefits and marketing expenses, respectively.

Foreign Currency Translation and Transactions

The functional currency for each of the Company's wholly owned foreign subsidiaries is generally the applicable local currency. The translation of foreign currencies into U.S. dollars is performed for assets and liabilities using current foreign currency exchange rates in effect at the balance sheet date and for revenue and expense accounts using average foreign currency exchange rates during the period. Capital accounts are translated at historical foreign currency exchange rates. Translation gains and losses are included in stockholders' equity as a component of accumulated other comprehensive income. Adjustments that arise from foreign currency exchange rate changes on transactions, primarily driven by intercompany transactions, denominated in a currency other than the functional currency are included in other expense, net on the consolidated statements of operations.

Derivatives and Hedging Activities

The Company uses derivative financial instruments in the form of foreign currency and interest rate swap contracts to minimize the risk associated with foreign currency exchange rate and interest rate fluctuations. The Company accounts for derivative financial instruments pursuant to applicable accounting guidance. This guidance establishes accounting and reporting standards for derivative financial instruments and requires all derivatives to be recognized as either assets or liabilities on the balance sheet and to be measured at fair value. Unrealized derivative gain positions are recorded as other current assets or other long term assets, and unrealized derivative loss positions are recorded as other current liabilities or other long term liabilities, depending on the derivative financial instrument's maturity date.

For contracts designated as cash flow hedges, the changes in fair value are reported as other comprehensive income and are recognized in current earnings in the period or periods during which the hedged transaction affects current earnings. One of the criteria for this accounting treatment is the notional value of these derivative contracts should not be in excess of specifically identified anticipated transactions. By their very nature, the Company's estimates of the anticipated transactions may fluctuate over time and may ultimately vary from actual transactions. When anticipated transaction estimates or actual transaction amounts decline below hedged levels, or if it is no longer probable a forecasted transaction will occur by the end of the originally specified time period or within an additional two-month period of time, the Company is required to reclassify the cumulative change in fair value of the over-hedged portion of the related hedge contract from Other comprehensive income (loss) to

Other expense, net during the period in which the decrease occurs. The Company does not enter into derivative financial instruments for speculative or trading purposes.

Revenue Recognition

The Company recognizes revenue pursuant to Accounting Standards Codification 606 ("ASC 606"). Net revenues consist of net sales of apparel, footwear and accessories, license and Connected Fitness revenue. The Company recognizes revenue when it satisfies its performance obligations by transferring control of promised products or services to its customers, which occurs either at a point in time or over time, depending on when the customer obtains the ability to direct the use of and obtain substantially all of the remaining benefits from the products or services. The amount of revenue recognized considers terms of sale that create variability in the amount of consideration that the Company ultimately expects to be entitled to in exchange for the products or services and is subject to an overall constraint that a significant revenue reversal will not occur in future periods. Sales taxes imposed on the Company's revenues from product sales are presented on a net basis on the consolidated statements of operations, and therefore do not impact net revenues or costs of goods sold.

Revenue transactions associated with the sale of apparel, footwear, and accessories, comprise a single performance obligation, which consists of the sale of products to customers either through wholesale or direct to consumer channels. The Company satisfies the performance obligation and records revenues when transfer of control has passed to the customer, based on the terms of sale. In the Company's wholesale channel, transfer of control is based upon shipment under free on board shipping point for most goods or upon receipt by the customer depending on the country of the sale and the agreement with the customer. The Company may also ship product directly from its supplier to wholesale customers and recognize revenue when the product is delivered to and accepted by the customer. In the Company's direct to consumer channel, transfer of control takes place at the point of sale for brand and factory house customers and upon shipment to substantially all e-commerce customers. Payment terms for wholesale transactions are established in accordance with local and industry practices. Payment is generally required within 30 to 60 days of shipment to or receipt by the wholesale customer in the United States, and generally within 60 to 90 days of shipment to or receipt by the wholesale customer internationally. Payment is generally due at the time of sale for direct to consumer transactions.

Gift cards issued to customers by the Company are recorded as contract liabilities until they are redeemed, at which point revenue is recognized. The Company also estimates and recognizes revenue for gift card balances not expected to ever be redeemed ("breakage") to the extent that it does not have a legal obligation to remit the value of such unredeemed gift cards to the relevant jurisdiction as unclaimed or abandoned property. Such estimates are based upon historical redemption trends, with breakage income recognized in proportion to the pattern of actual customer redemptions

Revenue from the Company's licensing arrangements is recognized over time during the period that licensees are provided access to the Company's trademarks and benefit from such access through their sales of licensed products. These arrangements require licensees to pay a sales-based royalty, which for most arrangements may be subject to a contractually guaranteed minimum royalty amount. Payments are generally due quarterly. The Company recognizes revenue for sales-based royalty arrangements (including those for which the royalty exceeds any contractually guaranteed minimum royalty amount) as licensed products are sold by the licensee. If a sales-based royalty is not ultimately expected to exceed a contractually guaranteed minimum royalty amount, the minimum is recognized as revenue over the contractual period. This sales-based output measure of progress and pattern of recognition best represents the value transferred to the licensee over the term of the arrangement, as well as the amount of consideration that the Company is entitled to receive in exchange for providing access to its trademarks.

Revenue from Connected Fitness subscriptions is recognized on a gross basis and is recognized over the term of the subscription. The Company receives payments in advance of revenue recognition for subscriptions and are recorded as contract liabilities in the Company's consolidated balance sheet. Related commission cost is included in selling, general and administrative expense in the consolidated statement of operations. Revenue from Connected Fitness digital advertising is recognized as the Company satisfies performance obligations pursuant to customer insertion orders.

The Company records reductions to revenue for estimated customer returns, allowances, markdowns and discounts. The Company bases its estimates on historical rates of customer returns and allowances as well as the specific identification of outstanding returns, markdowns and allowances that have not yet been received by the Company. The actual amount of customer returns and allowances, which is inherently uncertain, may differ from the Company's estimates. If the Company determines that actual or expected returns or allowances are significantly higher or lower than the reserves it established, it would record a reduction or increase, as appropriate, to net sales

in the period in which it makes such a determination. Provisions for customer specific discounts are based on negotiated arrangements with certain major customers. Reserves for returns, allowances, markdowns and discounts are included within customer refund liability and the value of inventory associated with reserves for sales returns are included within prepaid expenses and other current assets on the consolidated balance sheet. The Company reviews and refines these estimates on at least a quarterly basis. As of December 31, 2019 and 2018, there were \$219.4 million and \$301.4 million, respectively, in reserves for returns, allowances, markdowns and discounts within customer refund liability and \$61.1 million and \$113.9 million, respectively, as the estimated value of inventory associated with the reserves for sales returns within prepaid expenses and other current assets on the consolidated balance sheet.

Refer to Note 17 to the Consolidated Financial Statements for a further discussion of disaggregated revenues.

Contract Liability

Contract liabilities are recorded when a customer pays consideration, or the Company has a right to an amount of consideration that is unconditional, before the transfer of a good or service to the customer and thus represent the Company's obligation to transfer the good or service to the customer at a future date. The Company's contract liabilities consist of payments received in advance of revenue recognition for subscriptions for the Company's Connected Fitness applications, gift cards and royalty arrangements. Contract liabilities are included in other liabilities on the Company's consolidated balance sheet. As of December 31, 2019 and 2018, contract liability was \$60.4 million and \$55.0 million, respectively.

For the year ended December 31, 2019, the Company recognized \$48.5 million of revenue that was previously included in contract liability as of December 31, 2018. For the year ended December 31, 2018, the Company recognized \$41.1 million of revenue that was previously included in contract liability as of December 31, 2017. The change in the contract liability balance primarily results from the timing differences between the Company's satisfaction of performance obligations and the customer's payment. Commissions related to subscription revenue are capitalized and recognized over the subscription period.

Practical Expedients and Policy Elections

The Company has made a policy election to account for shipping and handling activities that occur after the customer has obtained control of a good as a fulfillment cost rather than an additional promised service. Additionally, the Company has elected not to disclose certain information related to unsatisfied performance obligations for subscriptions for its Connected Fitness applications as they have an original expected length of one year or less.

Advertising Costs

Advertising costs are charged to selling, general and administrative expenses. Advertising production costs are expensed the first time an advertisement related to such production costs is run. Media (television, print and radio) placement costs are expensed in the month during which the advertisement appears, and costs related to event sponsorships are expensed when the event occurs. In addition, advertising costs include sponsorship expenses. Accounting for sponsorship payments is based upon specific contract provisions and the payments are generally expensed uniformly over the term of the contract after recording expense related to specific performance incentives once they are deemed probable. Advertising expense, including amortization of in-store marketing fixtures and displays, was \$578.9 million, \$543.8 million and \$565.1 million for the years ended December 31, 2019, 2018 and 2017, respectively. At December 31, 2019 and 2018, prepaid advertising costs were \$26.9 million and \$20.8 million, respectively.

Shipping and Handling Costs

The Company charges certain customers shipping and handling fees. These fees are recorded in net revenues. The Company includes the majority of outbound handling costs as a component of selling, general and administrative expenses. Outbound handling costs include costs associated with preparing goods to ship to customers and certain costs to operate the Company's distribution facilities. These costs, included within selling, general and administrative expenses, were \$81.0 million, \$91.8 million and \$101.5 million for the years ended December 31, 2019, 2018 and 2017, respectively. The Company includes outbound freight costs associated with shipping goods to customers as a component of cost of goods sold.

Equity Method Investment

In April 2018, the Company invested ¥4.2 billion or \$39.2 million in exchange for an additional 10% common stock ownership in Dome Corporation ("Dome"), the Company's Japanese licensee. This additional investment brought the Company's total investment in Dome's common stock to 29.5%, from 19.5%. The Company accounted for its investment in Dome under the equity method, given that it has the ability to exercise significant influence, but not control, over Dome. Investments under the equity method are required to be considered for impairment when events or circumstances suggest that the carrying amount may not be recoverable. If a qualitative assessment indicates that the Company's investment in Dome may be impaired, a quantitative assessment is performed. If the quantitative assessment indicates a decline in value that is determined to be other-than-temporary, an impairment charge would be recognized.

The Company performed a qualitative assessment of potential impairment indicators for its investment in Dome and determined that indicators of impairment exist. While there was no single event or factor, the Company considered Dome's future rate of growth and profitability and strategic objectives. The Company performed a valuation of its investment in Dome and determined that the fair value of its investment is less than its carrying value by \$39.0 million. The Company determined this decline in value to be other-than-temporary considering the extent to which the market value of its investment is less than the carrying value, the amount of Dome's indebtedness maturing within a short-term period, and Dome's long-term financial forecast. As a result, the Company recorded a \$39.0 million impairment of the Company's equity method investment in Dome in the fourth quarter of 2019, for the year ended, December 31, 2019. The impairment charge was recorded within income (loss) from equity method investment on the consolidated statements of operations and as a reduction to the invested balance within other long term assets on the consolidated balance sheets. The Company calculated fair value using the discounted cash flows model, which indicates the fair value of the investment based on the present value of the cash flows that it expects the investment to generate in the future.

For the years ended December 31, 2019 and 2018, the Company recorded the allocable share of Dome's net loss of \$8.7 million and net income of \$1.0 million, respectively, within income (loss) from equity method investment on the consolidated statements of operations and as an adjustment to the invested balance within other long term assets on the consolidated balance sheets. As of December 31, 2019 and 2018, the carrying value of the Company's total investment in Dome was \$5.1 million and \$52.8 million, respectively.

In addition to the investment in Dome, the Company has a license agreement with Dome. The Company recorded license revenues from Dome of \$37.8 million and \$35.6 million for the years ended December 31, 2019 and 2018, respectively. As of December 31, 2019 and 2018, respectively, the Company had \$15.6 million and \$13.1 million in licensing receivables outstanding, recorded in the prepaid expenses and other current assets line item within the Company's consolidated balance sheet.

Earnings per Share

Basic earnings per common share is computed by dividing net income available to common stockholders for the period by the weighted average number of common shares outstanding during the period. Any stock-based compensation awards that are determined to be participating securities, which are stock-based compensation awards that entitle the holders to receive dividends prior to vesting, are included in the calculation of basic earnings per share using the two class method. Diluted earnings per common share is computed by dividing net income available to common stockholders for the period by the diluted weighted average common shares outstanding during the period. Diluted earnings per share reflects the potential dilution from common shares issuable through stock options, warrants, restricted stock units and other equity awards. Refer to Note 12 for further discussion of earnings per share.

Stock-Based Compensation

The Company accounts for stock-based compensation in accordance with accounting guidance that requires all stock-based compensation awards granted to employees and directors to be measured at fair value and recognized as an expense in the financial statements. In addition, this guidance requires that excess tax benefits related to stock-based compensation awards be reflected as operating cash flows.

The Company uses the Black-Scholes option-pricing model to estimate the fair market value of stock-based compensation awards. The Company uses the "simplified method" to estimate the expected life of options, as permitted by accounting guidance. The "simplified method" calculates the expected life of a stock option equal to the time from grant to the midpoint between the vesting date and contractual term, taking into account all vesting tranches. The risk free interest rate is based on the yield for the U.S. Treasury bill with a maturity equal to the expected life of the stock option. Expected volatility is based on the Company's historical average. Compensation expense is recognized net of forfeitures on a straight-line basis over the total vesting period, which is the implied

requisite service period. Compensation expense for performance-based awards is recorded over the implied requisite service period when achievement of the performance target is deemed probable.

The Company issues new shares of Class A Common Stock and Class C Common Stock upon exercise of stock options, grant of restricted stock or share unit conversion. Refer to Note 13 for further details on stock-based compensation.

Management Estimates

The preparation of financial statements in conformity with accounting principles generally accepted in the United States of America requires management to make estimates and assumptions that affect the reported amounts of assets and liabilities and disclosure of contingent assets and liabilities at the date of the consolidated financial statements and the reported amounts of revenues and expenses during the reporting period. Actual results could differ from these estimates.

Fair Value of Financial Instruments

The carrying amounts shown for the Company's cash and cash equivalents, accounts receivable and accounts payable approximate fair value because of the short term maturity of those instruments. The fair value of the Company's Senior Notes was \$587.5 million and \$500.1 million as of December 31, 2019 and 2018. The fair value of the Company's other long term debt approximates its carrying value based on the variable nature of interest rates and current market rates available to the Company. The fair value of foreign currency contracts is based on the net difference between the U.S. dollars to be received or paid at the contracts' settlement date and the U.S. dollar value of the foreign currency to be sold or purchased at the current exchange rate. The fair value of the interest rate swap contract is based on the net difference between the fixed interest to be paid and variable interest to be received over the term of the contract based on current market rates.

Recently Issued Accounting Standards

In June 2016, the Financial Accounting Standards Boards ("FASB") issued ASU 2016-13 - Financial Instruments – Credit Losses: Measurement of Credit Losses on Financial Instruments. This ASU amends the impairment model to utilize an expected loss methodology in place of the currently used incurred loss methodology, which will result in more timely recognition of losses. The new standard applies to financial assets measured at amortized cost basis, including receivables that result from revenue transactions. The ASU is effective for fiscal years, and interim periods within those fiscal years, beginning after December 15, 2019, and early adoption is permitted for fiscal years beginning after December 15, 2018. The Company does not expect the adoption of this ASU to have a material impact on its consolidated financial statements.

In December 2019, the FASB issued ASU 2019-12 to simplify the accounting for income taxes. The ASU impacts various topic areas within ASC 740, including accounting for taxes under hybrid tax regimes, accounting for increases in goodwill, allocation of tax amounts to separate company financial statements within a group that files a consolidated tax return, intra period tax allocation, interim period accounting, and accounting for ownership changes in investments, among other minor codification improvements. The guidance in this ASU becomes effective for fiscal years, and interim periods within those fiscal years, beginning after December 15, 2020. The Company is currently evaluating this guidance and anticipates adopting effective January 1, 2021. The Company does not believe the adoption of this ASU will have a material impact on its consolidated financial statements.

Recently Adopted Accounting Standards

In August 2017, the FASB issued ASU 2017-12, Derivatives and Hedging (Topic 815): Targeted Improvements to Accounting for Hedging Activities, an update that amends and simplifies certain aspects of hedge accounting rules to increase transparency of the impact of risk management activities in the financial statements. The Company adopted this ASU on January 1, 2019. There was no material impact to the Company's consolidated financial statements.

In February 2016, the FASB issued ASU 2016-02, Leases (Topic 842), which amends the existing guidance for leases and requires recognition of operating leases with lease terms of more than twelve months and all financing leases on the balance sheet. For these leases, companies record assets for the rights and liabilities for the obligations that are created by the leases. This ASU requires disclosures that provide qualitative and quantitative information for the lease assets and liabilities recorded in the financial statements. The Company adopted this ASU and related amendments on January 1, 2019, and has elected certain practical expedients permitted under the transition guidance. The Company elected the optional transition method that allows for a cumulative-effect adjustment in the period of adoption and did not restate prior periods. Accordingly, results for reporting periods as of

January 1, 2019 are presented under the new standard, while prior period results continue to be reported under the previous standard. As permitted, the Company (i) did not reassess whether existing contracts are or contain leases, (ii) carried forward the lease classification for any existing or expired leases, and (iii) did not reassess any initial direct costs for any existing leases and whether existing land easements and rights of way, which were not previously accounted for as leases, are leases. The Company did not elect the practical expedient of hindsight when determining the lease term of existing contracts at the effective date. The Company implemented a new lease accounting system in connection with the adoption of this ASU. The Company has operating lease right-of-use assets of \$613.8 million and operating lease liabilities of \$724.6 million on the Company's consolidated balance sheets upon the date of adoption, January 1, 2019. The difference between the operating lease right-of-use assets and operating lease liabilities primarily represents the existing deferred rent and tenant improvement allowance liabilities balance, resulting from historical straight-lining of operating leases, which were effectively reclassified upon adoption to reduce the measurement of the leased assets. The adoption of Topic 842 had no material impact to the consolidated statements of operations, consolidated statements of comprehensive income, consolidated statement of shareholders' equity and consolidated statements of cash flows. Refer to Note 6 for a discussion of leases.

3. Restructuring and Impairment

As previously announced, in both 2017 and 2018, the Company's Board of Directors approved restructuring plans (the "2017 restructuring plan" and "2018 restructuring plan") designed to more closely align its financial resources with the critical priorities of the business and optimize operations. The Company recognized approximately \$203.9 million of pre-tax charges in connection with the 2018 restructuring plan and approximately \$129.1 million of pre-tax charges in connection with the 2017 restructuring plan, inclusive of \$28.6 million of restructuring related goodwill impairment charges for the Company's Connected Fitness business. All restructuring charges under the plans were incurred by December 31, 2018.

Property and equipment impairment

As a part of the 2018 and 2017 restructuring plans, the Company abandoned the use of several assets included within Property and equipment, resulting in an impairment charge of \$12.1 million and \$30.7 million during the years ended December 31, 2018 and 2017, respectively, reducing the carrying value of these assets to their estimated fair values. Fair value was estimated using an income-approach based on management's forecast of future cash flows expected to be derived from the asset's use.

Intangible asset impairment

In connection with the 2017 restructuring plan, strategic decisions were made during the third quarter of 2017 to abandon the use of certain intangible assets in the Company's Connected Fitness reporting unit. These intangible assets included technology and brand names, resulting in total intangible asset impairment charges of \$12.1 million, reducing the carrying value of these assets to their estimated fair values. Fair value was estimated using an income-approach based on management's forecast of future cash flows expected to be derived from the asset's use.

Goodwill impairment

In addition, the Company also made the strategic decision to not pursue certain other planned future revenue streams in connection with the 2017 restructuring plan. The Company determined sufficient indication existed to trigger the performance of an interim goodwill impairment for the Company's Connected Fitness reporting unit. Using updated cash flow projections, the Company calculated the fair value of the Connected Fitness reporting unit based on the discounted cash flows model. The carrying value exceeded the fair value, resulting in an impairment of goodwill. As the excess of the carrying value for the Connected Fitness reporting unit was greater than the goodwill for this reporting unit, the Company recorded goodwill impairment of \$28.6 million, which represented all of the goodwill for this reporting unit.

The summary of the costs incurred during the years ended December 31, 2018 and 2017, in connection with the 2018 and 2017 restructuring plans, respectively, are as follows:

<i>(In thousands)</i>	Year Ended December 31, 2018	Year Ended December 31, 2017
Costs recorded in cost of goods sold:		
Inventory write-offs	\$ 20,800	\$ 5,077
Total cost recorded in cost of goods sold	<u>20,800</u>	<u>5,077</u>
Costs recorded in restructuring and impairment charges:		
Property and equipment impairment	12,146	30,677
Intangible asset impairment	—	12,054
Goodwill impairment	—	28,647
Employee related costs	9,949	14,572
Contract exit costs	114,126	12,029
Other restructuring costs	46,928	26,070
Total costs recorded in restructuring and impairment charges	<u>183,149</u>	<u>124,049</u>
Total restructuring, impairment and restructuring related costs	<u>\$ 203,949</u>	<u>\$ 129,126</u>

A summary of the activity in the restructuring reserve related to the Company's 2017 and 2018 Restructuring Plan is as follows:

<i>(In thousands)</i>	Employee Related Costs	Contract Exit Costs	Other Restructuring Related Costs
Balance at January 1, 2019	\$ 8,532	\$ 71,356	\$ 4,876
Additions charged to expense	—	—	—
Cash payments charged against reserve	(5,732)	(21,914)	(4,794)
Reclassification to operating lease liabilities (1)	—	(30,572)	—
Changes in reserve estimate	(2,338)	(1,027)	(82)
Balance at December 31, 2019	<u>\$ 462</u>	<u>\$ 17,843</u>	<u>\$ —</u>

(1) Certain restructuring reserves have been reclassified to operating lease liabilities on the consolidated balance sheets in connection with the adoption of ASU 2016-02.

4. Property and Equipment, Net

Property and equipment are stated at cost, including the cost of internal labor for software customized for internal use, less accumulated depreciation and amortization. Property and equipment is depreciated using the straight-line method over the estimated useful lives of the assets: 3 to 10 years for furniture, office equipment, software and plant equipment and 10 to 35 years for site improvements, buildings and building equipment. Leasehold and tenant improvements are amortized over the shorter of the lease term or the estimated useful lives of the assets. The cost of in-store apparel and footwear fixtures and displays are capitalized, included in furniture, fixtures and displays, and depreciated over 3 years. The Company periodically reviews assets' estimated useful lives based upon actual experience and expected future utilization. A change in useful life is treated as a change in accounting estimate and is applied prospectively.

The Company capitalizes the cost of interest for long term property and equipment projects based on the Company's weighted average borrowing rates in place while the projects are in progress. Capitalized interest was \$1.6 million and \$1.9 million as of December 31, 2019 and 2018, respectively.

Upon retirement or disposition of property and equipment, the cost and accumulated depreciation are removed from the accounts and any resulting gain or loss is reflected in selling, general and administrative expenses for that period. Major additions and betterments are capitalized to the asset accounts while maintenance and repairs, which do not improve or extend the lives of assets, are expensed as incurred.

As part of the Company's 2018 restructuring plan, the Company abandoned the use of several assets included within Property and equipment, resulting in an impairment charge of \$12.1 million during the year ended December 31, 2018, reducing the carrying value of these assets to their estimated fair values.

Property and equipment consisted of the following:

<i>(In thousands)</i>	December 31,	
	2019	2018
Leasehold and tenant improvements	\$ 563,061	\$ 446,330
Furniture, fixtures and displays	235,721	218,930
Buildings	52,184	48,230
Software	337,577	286,014
Office equipment	126,412	121,202
Plant equipment	144,844	138,867
Land	83,626	83,626
Construction in progress	54,771	136,916
Other	4,071	2,348
Subtotal property and equipment	1,602,267	1,482,463
Accumulated depreciation	(810,119)	(655,595)
Property and equipment, net	\$ 792,148	\$ 826,868

Construction in progress primarily includes costs incurred for software systems, leasehold improvements and in-store fixtures and displays not yet placed in use.

Depreciation expense related to property and equipment was \$177.3 million, \$173.4 million and \$164.3 million for the years ended December 31, 2019, 2018 and 2017, respectively.

5. Goodwill and Intangible Assets, Net

The following table summarizes changes in the carrying amount of the Company's goodwill by reportable segment as of the periods indicated:

<i>(In thousands)</i>	North America	EMEA	Asia-Pacific	Latin America	Connected Fitness	Total
Balance as of December 31, 2017	\$ 318,455	\$ 111,155	\$ 81,323	\$ 44,741	\$ —	\$ 555,674
Effect of currency translation adjustment	(955)	(6,332)	(1,913)	20	—	\$ (9,180)
Balance as of December 31, 2018	317,500	104,823	79,410	44,761	—	546,494
Effect of currency translation adjustment	788	1,243	(242)	1,895	—	3,684
Balance as of December 31, 2019	\$ 318,288	\$ 106,066	\$ 79,168	\$ 46,656	\$ —	\$ 550,178

As of December 31, 2019, the Company's goodwill had an aggregate carrying value of \$550.2 million. The Company performed its annual impairment testing in the fourth quarter of 2019. As of the Company's annual impairment test, no impairment of goodwill was identified. The fair value of each reporting unit substantially exceeded its carrying value, with the exception of the Latin America reporting unit. The fair value of the Latin America reporting unit exceeded its carrying value by 19%. Holding all other assumptions used in the fair value measurement of the Latin America reporting unit constant, a reduction in the growth rate of revenue by 2.25 percentage points or a reduction in the growth rate of net income by 3.5 percentage points would eliminate the headroom. No events occurred during the period ended December 31, 2019 that indicated it was more likely than not that goodwill was impaired.

The following table summarizes the Company's intangible assets as of the periods indicated:

(In thousands)	Useful Lives from Date of Acquisitions (in years)	December 31, 2019				December 31, 2018			
		Gross Carrying Amount	Accumulated Amortization	Impairment	Net Carrying Amount	Gross Carrying Amount	Accumulated Amortization	Impairment	Net Carrying Amount
Intangible assets subject to amortization:									
User base	10	\$ 48,227	\$ (23,316)	\$ —	\$ 24,911	\$ 48,326	\$ (18,456)	\$ —	\$ 29,870
Technology	5-7	2,536	(965)	—	1,571	2,536	(386)	—	2,150
Customer relationships	2-3	—	—	—	—	9,851	(9,851)	—	—
Nutrition database	10	4,500	(2,156)	—	2,344	4,500	(1,706)	—	2,794
Lease-related intangible assets	1-15	5,152	(2,380)	—	2,772	6,114	(3,633)	—	2,481
Other	5-10	1,428	(1,154)	—	274	1,376	(1,128)	—	248
Total		<u>\$ 61,843</u>	<u>\$ (29,970)</u>	<u>\$ —</u>	<u>\$ 31,871</u>	<u>\$ 72,703</u>	<u>\$ (35,160)</u>	<u>\$ —</u>	<u>\$ 37,543</u>
Indefinite-lived intangible assets					4,474				4,250
Intangible assets, net					<u>\$ 36,345</u>				<u>\$ 41,793</u>

In connection with the Company's sale of its Brazil subsidiary, the Company sold certain indefinite-lived intangible assets in 2018, which resulted in a reduction to the net carrying amount of the Company's indefinite-lived intangible assets.

Amortization expense, which is included in selling, general and administrative expenses, was \$6.1 million, \$6.1 million and \$8.2 million for the years ended December 31, 2019, 2018 and 2017, respectively. The following is the estimated amortization expense for the Company's intangible assets as of December 31, 2019:

(In thousands)	
2020	\$ 6,870
2021	6,582
2022	6,332
2023	5,690
2024	5,341
2025 and thereafter	1,056
Amortization expense of intangible assets	<u>\$ 31,871</u>

6. Leases

The Company enters into operating leases both domestically and internationally, to lease certain warehouse space, office facilities, space for its brand and factory house stores and certain equipment under non-cancelable operating leases. The leases expire at various dates through 2035, excluding extensions at the Company's option, and include provisions for rental adjustments.

The Company accounts for a contract as a lease when it has the right to direct the use of the asset for a period of time while obtaining substantially all of the asset's economic benefits. The Company determines the initial classification and measurement of its right-of-use ("ROU") assets and lease liabilities at the lease commencement date and thereafter if modified. ROU assets represent the Company's right to control the underlying assets under lease, over the contractual term. ROU assets and lease liabilities are recognized on the consolidated balance sheets based on the present value of future minimum lease payments to be made over the lease term. ROU assets and lease liabilities are established on the consolidated balance sheets for leases with an expected term greater than one year. Short-term lease payments were not material for the year ended December 31, 2019.

As the rate implicit in the lease is not readily determinable, the Company uses its secured incremental borrowing rate to determine the present value of the lease payments. The Company calculates the incremental borrowing rate based on the current market yield curve and adjusts for foreign currency for international leases.

Fixed lease costs are included in the recognition of ROU assets and lease liabilities. Variable lease costs are not included in the measurement of the lease liability. These variable lease payments are recognized in the consolidated statements of operations in the period in which the obligation for those payments is incurred. Variable lease payments primarily consist of payments dependent on sales in brand and factory house stores. The Company has elected to combine lease and non-lease components in the determination of lease costs for its leases. The lease liability includes lease payments related to options to extend or renew the lease term only if the Company is reasonably certain to exercise those options.

The Company recognizes lease expense on a straight-line basis over the lease term. Included in selling, general and administrative expenses were operating lease costs of \$166.4 million, including \$12.9 million in variable lease payments, for the year ended December 31, 2019, under non-cancelable operating lease agreements.

There are no residual value guarantees that exist, and there are no restrictions or covenants imposed by leases. The Company rents or subleases excess office facilities and warehouse space to third parties. Sublease income is not material.

Supplemental balance sheet information related to leases was as follows:

	December 31, 2019
Weighted average remaining lease term (in years)	6.73
Weighted average discount rate	4.26 %

Supplemental cash flow and other information related to leases was as follows:

<i>(In thousands)</i>	Year ended December 31, 2019	
Cash paid for amounts included in the measurement of lease liabilities		
Operating cash outflows from operating leases	\$	116,811
Leased assets obtained in exchange for new operating lease liabilities	\$	70,075

Maturities of lease liabilities are as follows:

<i>(In thousands)</i>		
2020	\$	152,920
2021		136,219
2022		123,477
2023		109,053
2024		92,000
2025 and thereafter		209,492
Total lease payments	\$	823,161
Less: Interest		116,626
Total present value of lease liabilities	\$	706,535

As of December 31, 2019, the Company has additional operating lease obligations that have not yet commenced of approximately \$350.2 million, which are not reflected in the table above. These relate to retail store lease obligations commencing in 2020, with lease terms up to 15 years, and primarily relate to a flagship store.

Supplemental Information for Comparative Periods

The following is a schedule of future minimum lease payments for non-cancelable real property and equipment operating leases as of December 31, 2018:

<i>(In thousands)</i>	
2019	\$ 142,648
2020	148,171
2021	154,440
2022	141,276
2023	128,027
2024 and thereafter	699,262
Total future minimum lease payments	\$ 1,413,824

Included in selling, general and administrative expenses was rent expense of \$152.7 million and \$141.2 million for the years ended December 31, 2018 and 2017, respectively, under non-cancelable operating lease agreements. Included in these amounts was contingent rent expense of \$14.2 million and \$15.5 million for the years ended December 31, 2018 and 2017, respectively.

7. Credit Facility and Other Long Term Debt

Credit Facility

On March 8, 2019, the Company entered into an amended and restated credit agreement by and among the Company, as borrower, JPMorgan Chase Bank, N.A., as administrative agent, PNC Bank, National Association, as syndication agent and the other lenders and arrangers party thereto (the "credit agreement"), amending and restating the Company's prior credit agreement. The credit agreement has a term of five years, maturing in March 2024, with permitted extensions under certain circumstances, and provides revolving credit commitments of up to \$1.25 billion of borrowings, but no term loan borrowings, which were provided for under the prior credit agreement. As of December 31, 2019, there were no amounts outstanding under the revolving credit facility or the term loan. As of December 31, 2018, there were no amounts outstanding under the revolving credit facility and \$136.3 million outstanding under the term loan.

At the Company's request and the lender's consent, revolving and or term loan borrowings may be increased by up to \$300.0 million in aggregate, subject to certain conditions as set forth in the credit agreement, as amended. Incremental borrowings are uncommitted and the availability thereof will depend on market conditions at the time the Company seeks to incur such borrowings.

The borrowings under the revolving credit facility have maturities of less than one year. Up to \$50.0 million of the facility may be used for the issuance of letters of credit. There were \$5.0 million of letters of credit outstanding as of December 31, 2019.

The credit agreement contains negative covenants that, subject to significant exceptions, limit the ability of the Company and its subsidiaries to, among other things, incur additional indebtedness, make restricted payments, pledge their assets as security, make investments, loans, advances, guarantees and acquisitions, undergo fundamental changes and enter into transactions with affiliates. The Company is also required to maintain a ratio of consolidated EBITDA, as defined in the credit agreement, to consolidated interest expense of not less than 3.50 to 1.00 and is not permitted to allow the ratio of consolidated total indebtedness to consolidated EBITDA to be greater than 3.25 to 1.00 ("consolidated leverage ratio"). As of December 31, 2019, the Company was in compliance with these ratios. In addition, the credit agreement contains events of default that are customary for a facility of this nature, and includes a cross default provision whereby an event of default under other material indebtedness, as defined in the credit agreement, will be considered an event of default under the credit agreement.

Borrowings under the credit agreement bear interest at a rate per annum equal to, at the Company's option, either (a) an alternate base rate, or (b) a rate based on the rates applicable for deposits in the interbank market for U.S. Dollars or the applicable currency in which the loans are made ("adjusted LIBOR"), plus in each case an applicable margin. The applicable margin for loans will be adjusted by reference to a grid (the "Pricing Grid") based on the consolidated leverage ratio and ranges between 1.00% to 1.25% for adjusted LIBOR loans and 0.00% to 0.25% for alternate base rate loans. The weighted average interest rate under the outstanding term loan was 3.2% during the year ended December 31, 2018. During the year ended December 31, 2019, there were no borrowings under the outstanding term loan. The weighted average interest rate under the revolving credit facility borrowings was 3.6% and 3.0% during the years ended December 31, 2019 and 2018, respectively. The Company pays a commitment fee on the average daily unused amount of the revolving credit facility and certain fees with respect to letters of credit. As of December 31, 2019, the commitment fee was 15 basis points. Since inception, the Company incurred and deferred \$3.4 million in financing costs in connection with the credit agreement.

3.250% Senior Notes

In June 2016, the Company issued \$600.0 million aggregate principal amount of 3.250% senior unsecured notes due June 15, 2026 (the "Notes"). The proceeds were used to pay down amounts outstanding under the revolving credit facility. Interest is payable semi-annually on June 15 and December 15 beginning December 15, 2016. Prior to March 15, 2026 (three months prior to the maturity date of the Notes), the Company may redeem some or all of the Notes at any time or from time to time at a redemption price equal to the greater of 100% of the principal amount of the Notes to be redeemed or a "make-whole" amount applicable to such Notes as described in the indenture governing the Notes, plus accrued and unpaid interest to, but excluding, the redemption date. On or after March 15, 2026 (three months prior to the maturity date of the Notes), the Company may redeem some or all of the Notes at any time or from time to time at a redemption price equal to 100% of the principal amount of the Notes to be redeemed, plus accrued and unpaid interest to, but excluding, the redemption date.

The indenture governing the Notes contains covenants, including limitations that restrict the Company's ability and the ability of certain of its subsidiaries to create or incur secured indebtedness and enter into sale and leaseback transactions and the Company's ability to consolidate, merge or transfer all or substantially all of its properties or assets to another person, in each case subject to material exceptions described in the indenture. The Company incurred and deferred \$5.3 million in financing costs in connection with the Notes.

Other Long Term Debt

In December 2012, the Company entered into a \$50.0 million recourse loan collateralized by the land, buildings and tenant improvements comprising the Company's corporate headquarters. In July 2018, this loan was paid in full, without penalties, using borrowings under the Company's revolving credit facility.

The following are the scheduled maturities of long term debt as of December 31, 2019:

<i>(In thousands)</i>		
2020	\$	—
2021		—
2022		—
2023		—
2024		—
2025 and thereafter		600,000
Total scheduled maturities of long term debt	\$	600,000
Current maturities of long term debt	\$	—

Interest expense, net was \$21.2 million, \$33.6 million, and \$34.5 million for the years ended December 31, 2019, 2018 and 2017, respectively. Interest expense includes the amortization of deferred financing costs, bank fees, capital and built-to-suit lease interest and interest expense under the credit and other long term debt facilities. Amortization of deferred financing costs was \$2.4 million, \$1.5 million, and \$1.3 million for the years ended December 31, 2019, 2018 and 2017, respectively.

The Company monitors the financial health and stability of its lenders under the credit and other long term debt facilities, however during any period of significant instability in the credit markets lenders could be negatively impacted in their ability to perform under these facilities.

8. Commitments and Contingencies

Sports Marketing and Other Commitments

Within the normal course of business, the Company enters into contractual commitments in order to promote the Company's brand and products. These commitments include sponsorship agreements with teams and athletes on the collegiate and professional levels, official supplier agreements, athletic event sponsorships and other marketing commitments. The following is a schedule of the Company's future minimum payments under its sponsorship and other marketing agreements as of December 31, 2019, as well as significant sponsorship and other marketing agreements entered into during the period after December 31, 2019 through the date of this report:

<i>(In thousands)</i>		
2020	\$	131,297
2021		114,407
2022		105,255
2023		99,260
2024		87,536
2025 and thereafter		141,354
Total future minimum sponsorship and other payments	\$	679,109

The amounts listed above are the minimum compensation obligations and guaranteed royalty fees required to be paid under the Company's sponsorship and other marketing agreements. The amounts listed above do not include additional performance incentives and product supply obligations provided under certain agreements. It is not possible to determine how much the Company will spend on product supply obligations on an annual basis as contracts generally do not stipulate specific cash amounts to be spent on products. The amount of product provided to the sponsorships depends on many factors including general playing conditions, the number of sporting events in which they participate and the Company's decisions regarding product and marketing initiatives. In addition, the costs to design, develop, source and purchase the products furnished to the endorsers are incurred over a period of time and are not necessarily tracked separately from similar costs incurred for products sold to customers.

Other

In connection with various contracts and agreements, the Company has agreed to indemnify counterparties against certain third party claims relating to the infringement of intellectual property rights and other items. Generally, such indemnification obligations do not apply in situations in which the counterparties are grossly negligent, engage in willful misconduct, or act in bad faith. Based on the Company's historical experience and the estimated probability of future loss, the Company has determined that the fair value of such indemnifications is not material to its consolidated financial position or results of operations.

From time to time, the Company is involved in litigation and other proceedings, including matters related to commercial and intellectual property disputes, as well as trade, regulatory and other claims related to its business. Other than as described below, the Company believes that all current proceedings are routine in nature and incidental to the conduct of its business, and that the ultimate resolution of any such proceedings will not have a material adverse effect on its consolidated financial position, results of operations or cash flows.

In re Under Armour Securities Litigation

On March 23, 2017, three separate securities cases previously filed against the Company in the United States District Court for the District of Maryland (the "District Court") were consolidated under the caption *In re Under Armour Securities Litigation*, Case No. 17-cv-00388-RDB (the "Consolidated Action"). On August 4, 2017, the lead plaintiff in the Consolidated Action, North East Scotland Pension Fund, joined by named plaintiff Bucks County Employees Retirement Fund, filed a consolidated amended complaint (the "Amended Complaint") against the Company, the Company's then-Chief Executive Officer, Kevin Plank, and former Chief Financial Officers Lawrence Molloy and Brad Dickerson. The Amended Complaint alleges violations of Section 10(b) (and Rule 10b-5) of the Securities Exchange Act of 1934, as amended (the "Exchange Act") and Section 20(a) control person liability under the Exchange Act against the officers named in the Amended Complaint, claiming that the defendants made material misstatements and omissions regarding, among other things, the Company's growth and consumer demand for certain of the Company's products. The class period identified in the Amended Complaint is September 16, 2015 through January 30, 2017. The Amended Complaint also asserts claims under Sections 11 and 15 of the Securities Act of 1933, as amended (the "Securities Act"), in connection with the Company's public offering of senior unsecured notes in June 2016. The Securities Act claims are asserted against the Company, the Mr. Plank, Mr. Molloy, the Company's directors who signed the registration statement pursuant to which the offering was made and the underwriters that participated in the offering. The Amended Complaint alleges that the offering materials utilized in connection with the offering contained false and/or misleading statements and omissions regarding, among other things, the Company's growth and consumer demand for certain of the Company's products.

On November 9, 2017, the Company and the other defendants filed motions to dismiss the Amended Complaint. On September 19, 2018, the District Court dismissed the Securities Act claims with prejudice and the Exchange Act claims without prejudice. The lead plaintiff filed a Second Amended Complaint on November 16, 2018, asserting claims under the Exchange Act and naming the Company and Mr. Plank as the remaining defendants. The remaining defendants filed a motion to dismiss the Second Amended Complaint on January 17, 2019. On August 19, 2019, the District Court dismissed the Second Amended Complaint with prejudice.

In September 2019, plaintiffs filed an appeal in the United States Court of Appeals for the Fourth Circuit challenging the decisions by the District Court on September 19, 2018 and August 19, 2019 (the “Appeal”). The Appeal was fully briefed as of January 16, 2020. On November 18, 2019, before briefing on the Appeal was complete, the lead plaintiff filed in the District Court a motion for an indicative ruling under Federal Rule of Civil Procedure 62.1 (the “Rule 62.1 Motion”) seeking relief from the final judgment pursuant to Federal Rule of Civil Procedure 60(b). The Rule 62.1 Motion alleged that purported newly discovered evidence entitled the lead plaintiff to relief from the District Court’s final judgment. On January 22, 2020, the District Court granted the Rule 62.1 motion and indicated that it would grant a motion for relief from the final judgment and provide the lead plaintiff with the opportunity to file a third amended complaint if the Fourth Circuit remands for that purpose. The District Court further stated that it would, upon remand, consolidate the matter with *Patel v. Under Armour, Inc.* and *Waronker v. Under Armour Inc.*, described below, and appoint the lead plaintiff of *In re Under Armour Securities Litigation* as the lead plaintiff over the consolidated cases.

The Company continues to believe that the claims are without merit and intends to defend the lawsuit vigorously. However, because of the inherent uncertainty as to the outcome of this proceeding, the Company is unable at this time to estimate the possible impact of this matter.

Patel v. Under Armour, Inc. and Waronker v. Under Armour, Inc.

On November 6, 2019, a purported shareholder of the Company filed a securities case in the United States District Court for the District of Maryland against the Company and the Company’s then-Chief Executive Officer, Kevin Plank, Chief Financial Officer, David Bergman, and then-Chief Operating Officer, Patrik Frisk, as well as former Chief Financial Officer, Lawrence Molloy (captioned *Patel v. Under Armour, Inc.*, No. 1:19-cv-03209-RDB). The complaint alleges violations of Section 10(b) (and Rule 10b-5) of the Exchange Act, against all defendants, and Section 20(a) control person liability under the Exchange Act against the current and former officers named in the complaint. The complaint claims that the defendants’ disclosures and statements supposedly misrepresented or omitted that the Company was purportedly shifting sales between quarterly periods allegedly to appear healthier and that the Company was under investigation by and cooperating with the United States Department of Justice and the United States Securities and Exchange Commission since July 2017. The class period identified in the complaint is August 3, 2016 through November 1, 2019, inclusive.

On December 17, 2019, a purported shareholder of the Company filed a securities case in the United States District Court for the District of Maryland against the Company and Mr. Plank, Mr. Bergman and Mr. Frisk, as well as two former Chief Financial Officers of the Company (captioned *Waronker v. Under Armour, Inc.*, No. 1:19-cv-03581-RDB). Like the *Patel* complaint, the *Waronker* complaint alleges violations of Section 10(b) (and Rule 10b-5) of the Exchange Act, against all defendants, and Section 20(a) control person liability under the Exchange Act against the current and former officers named in the complaint. The complaint claims that the defendants’ disclosures and statements supposedly misrepresented or omitted that the Company was purportedly shifting sales between quarterly periods allegedly to appear healthier and that the Company was under investigation by and cooperating with the United States Department of Justice and the United States Securities and Exchange Commission since July 2017. The class period identified in the complaint is September 16, 2015 through November 1, 2019, inclusive.

The Court has not consolidated these cases or appointed a lead plaintiff and the Company has no pending deadline to respond to the complaint in either of these actions. As described above, the Court indicated in a January 22, 2020 decision in the *In re Under Armour Securities Litigation* case that it anticipated consolidating that matter with these cases and appointing the lead plaintiff in *In re Under Armour Securities Litigation* as the lead plaintiff over the consolidated cases, in the event that the Fourth Circuit remands the *In re Under Armour Securities Litigation* case.

The Company believes that the claims are without merit and intends to defend the lawsuits vigorously. However, because of the inherent uncertainty as to the outcome of these proceedings, the Company is unable at this time to estimate the possible impact of these matters.

Olin Derivative Complaint

On December 26, 2019, Dale Olin, a purported shareholder of the Company, filed a shareholder derivative lawsuit in state court in Baltimore, Maryland, captioned *Olin v. Under Armour, Inc., et al.*, No. 24-C-19-006850 (Md. Cir. Ct.). The complaint was brought against Mr. Plank, Mr. Bergman and Mr. Frisk, and certain other members of the Company’s Board of Directors and names the Company as a nominal defendant. The complaint alleges that the defendants breached their fiduciary duties between August 2016 and November 2019 by (i) failing to disclose or take appropriate action regarding alleged shifting of sales between quarterly periods to appear healthier, (ii) failing

to “adhere to accepted accounting principles regarding revenue recognition, which resulted in materially false and misleading public statements by the Company,” (iii) failing to disclose that the Company was under investigation by and cooperating with the United States Department of Justice and the United States Securities and Exchange Commission, and (iv) exposing the Company to the aforementioned investigations and to a securities fraud class action. The Company has not yet responded to the complaint. On February 5, 2020, the parties filed a joint motion for assignment of the action to the Business & Technology Case Management Program and a stipulation setting forth a deadline of March 12, 2020 for the Company to respond to the complaint.

Prior to the filing of the derivative complaint in *Olin v. Under Armour, Inc., et al.*, the purported stockholder did not make a demand that the Company pursue claims similar to the claims asserted in the complaint.

The Company believes that the claims are without merit and intends to defend the lawsuit vigorously. However, because of the inherent uncertainty as to the outcome of this proceeding, the Company is unable at this time to estimate the possible impact of this matter.

Sagamore Derivative Complaints

In April 2018, two purported stockholders filed separate stockholder derivative complaints in the United States District Court for the District of Maryland. These were brought against Mr. Plank and certain other members of the Company’s Board of Directors and name the Company as a nominal defendant. The complaints make allegations related to the Company’s purchase of certain parcels of land from entities controlled by Mr. Plank (through Sagamore Development Company, LLC (“Sagamore”)), as well as other related party transactions.

Sagamore purchased these parcels in 2014. Its total investment in the parcels was approximately \$72.0 million, which included the initial \$35.0 million purchase price for the property, an additional \$30.6 million to terminate a lease encumbering the property and approximately \$6.4 million of development costs. As previously disclosed, in June 2016, the Company purchased the unencumbered parcels for \$70.3 million in order to further expand the Company’s corporate headquarters to accommodate its growth needs. The Company negotiated a purchase price for the parcels that it determined represented the fair market value of the parcels and approximated the cost to the seller to purchase and develop the parcels. In connection with its evaluation of the potential purchase, the Company engaged an independent third-party to appraise the fair market value of the parcels, and the Audit Committee of the Company’s Board of Directors engaged its own independent appraisal firm to assess the parcels. The Audit Committee determined that the terms of the purchase were reasonable and fair, and the transaction was approved by the Audit Committee in accordance with the Company’s policy on transactions with related persons.

On March 20, 2019, these cases were consolidated under the caption *In re Under Armour, Inc. Shareholder Derivative Litigation* and a lead plaintiff was appointed by the court. On May 1, 2019, the lead plaintiff filed a consolidated derivative complaint asserting that Mr. Plank and the director defendants breached their fiduciary duties in connection with the purchase of the parcels and other related party transactions and that Sagamore aided and abetted the alleged breaches of fiduciary duty by the other defendants in connection with Sagamore’s alleged role in the sale of the parcels to the Company. The consolidated complaint also asserts an unjust enrichment claim against Mr. Plank and Sagamore. It seeks damages on behalf of the Company and certain corporate governance related actions. The Company and the defendants filed a motion to dismiss the consolidated complaint on July 2, 2019, which was fully briefed as of October 17, 2019 and is currently pending.

In June and July 2018, three additional purported stockholder derivative complaints were filed. Two of the complaints were filed in Maryland state court (in cases captioned *Kenney v. Plank, et al.* (filed June 29, 2018) and *Luger v. Plank, et al.* (filed July 26, 2018), respectively), and those cases were consolidated on October 19, 2018 under the caption *Kenney v. Plank, et al.* The other complaint was filed in the United States District Court for the District of Maryland (in a case captioned *Andersen v. Plank et al.* (filed July 23, 2018)). The operative complaints in these cases name Mr. Plank, certain other members of the Company’s Board of Directors and certain former Company executives as defendants, and name the Company as a nominal defendant. The operative complaints include allegations similar to those in the *In re Under Armour Securities Litigation* matter discussed above that challenges, among other things, the Company’s disclosures related to growth and consumer demand for certain of the Company’s products and stock sales by certain individual defendants. The operative complaints in each of these cases assert breach of fiduciary duty and unjust enrichment claims against the individual defendants. The operative complaint in the *Kenney* matter also makes allegations similar to those in the consolidated complaint in the *In re Under Armour, Inc. Shareholder Derivative Litigation* matter discussed above regarding the Company’s purchase of parcels from entities controlled by Mr. Plank through Sagamore and asserts a claim of corporate waste against the individual defendants. These complaints seek similar remedies to the remedies sought in the *In re Under Armour, Inc. Shareholder Derivative Litigation* complaint.

The *Andersen* action was stayed between December 2018 and August 2019 pursuant to a court order. In September 2019, pursuant to an agreement between the parties, the court in the *Andersen* action entered an order staying that case pending the resolution of the Appeal in *In re Under Armour Securities Litigation*. On March 29, 2019, the court in the consolidated *Kenney* action granted the Company's and the defendants' motion to stay that case pending the outcome of both the *In re Under Armour Securities Litigation* and the *In re Under Armour, Inc. Shareholder Derivative Litigation* matters.

Prior to the filing of the derivative complaints in *In re Under Armour, Inc. Shareholder Derivative Litigation*, *Kenney v. Plank, et al.*, *Luger v. Plank, et al.*, and *Andersen v. Plank et al.*, each of the purported stockholders had sent the Company a letter demanding that the Company pursue claims similar to the claims asserted in the derivative complaints. Following an investigation, a majority of disinterested and independent directors of the Company determined that the claims should not be pursued by the Company and informed each of these purported stockholders of that determination. The Company believes that the claims asserted in the derivative complaints are without merit and intends to defend these matters vigorously. However, because of the inherent uncertainty as to the outcome of these proceedings, the Company is unable at this time to estimate the possible impact of the outcome of these matters.

Data Incident

In 2018, an unauthorized third party acquired data associated with the Company's Connected Fitness users' accounts for the Company's MyFitnessPal application and website. The Company has faced consumer class action lawsuits associated with this incident and has received inquiries regarding the incident from certain government regulators and agencies. The Company does not currently consider these matters to be material and believes its insurance coverage will provide coverage should any significant expense arise.

9. Stockholders' Equity

The Company's Class A Common Stock and Class B Convertible Common Stock have an authorized number of shares at December 31, 2019 of 400.0 million shares and 34.5 million shares, respectively, and each have a par value of \$0.0003 1/3 per share. Holders of Class A Common Stock and Class B Convertible Common Stock have identical rights, including liquidation preferences, except that the holders of Class A Common Stock are entitled to one vote per share and holders of Class B Convertible Common Stock are entitled to 10 votes per share on all matters submitted to a stockholder vote. Class B Convertible Common Stock may only be held by Kevin Plank, the Company's founder, Executive Chairman and Brand Chief, or a related party of Mr. Plank, as defined in the Company's charter. As a result, Mr. Plank has a majority voting control over the Company. Upon the transfer of shares of Class B Convertible Stock to a person other than Mr. Plank or a related party of Mr. Plank, the shares automatically convert into shares of Class A Common Stock on a one-for-one basis. In addition, all of the outstanding shares of Class B Convertible Common Stock will automatically convert into shares of Class A Common Stock on a one-for-one basis upon the death or disability of Mr. Plank or on the record date for any stockholders' meeting upon which the shares of Class A Common Stock and Class B Convertible Common Stock beneficially owned by Mr. Plank is less than 15% of the total shares of Class A Common Stock and Class B Convertible Common Stock outstanding or upon the other events specified in the Class C Articles Supplementary to the Company's charter as documented below. Holders of the Company's common stock are entitled to receive dividends when and if authorized and declared out of assets legally available for the payment of dividends.

The Company's Class C Common Stock has an authorized number of shares at December 31, 2019 of 400.0 million shares and have a par value of \$0.0003 1/3 per share. The terms of the Class C common stock are substantially identical to those of the Company's Class A common stock, except that the Class C common stock has no voting rights (except in limited circumstances), will automatically convert into Class A common stock under certain circumstances and includes provisions intended to ensure equal treatment of Class C common stock and Class B common stock in certain corporate transactions, such as mergers, consolidations, statutory share exchanges, conversions or negotiated tender offers, and including consideration incidental to these transactions.

10. Fair Value Measurements

Fair value is defined as the price that would be received to sell an asset or paid to transfer a liability in an orderly transaction between market participants at the measurement date (an exit price). The fair value accounting guidance outlines a valuation framework, creates a fair value hierarchy in order to increase the consistency and comparability of fair value measurements and the related disclosures, and prioritizes the inputs used in measuring fair value as follows:

- Level 1: Observable inputs such as quoted prices in active markets;
- Level 2: Inputs, other than quoted prices in active markets, that are observable either directly or indirectly; and
- Level 3: Unobservable inputs for which there is little or no market data, which require the reporting entity to develop its own assumptions.

Financial assets and (liabilities) measured at fair value are set forth in the table below:

<i>(In thousands)</i>	December 31, 2019			December 31, 2018		
	Level 1	Level 2	Level 3	Level 1	Level 2	Level 3
Derivative foreign currency contracts (see Note 15)	—	(7,151)	—	—	19,531	—
Interest rate swap contracts (see Note 15)	—	—	—	—	1,567	—
TOLI policies held by the Rabbi Trust	—	6,543	—	—	5,328	—
Deferred Compensation Plan obligations	—	(10,839)	—	—	(6,958)	—

Fair values of the financial assets and liabilities listed above are determined using inputs that use as their basis readily observable market data that are actively quoted and are validated through external sources, including third-party pricing services and brokers. The Company purchases marketable securities that are designated as available-for-sale. The foreign currency contracts represent gains and losses on derivative contracts, which is the net difference between the U.S. dollar value to be received or paid at the contracts' settlement date and the U.S. dollar value of the foreign currency to be sold or purchased at the current market exchange rate. The interest rate swap contracts represent gains and losses on the derivative contracts, which is the net difference between the fixed interest to be paid and variable interest to be received over the term of the contract based on current market rates. The fair value of the trust owned life insurance ("TOLI") policies held by the Rabbi Trust is based on the cash-surrender value of the life insurance policies, which are invested primarily in mutual funds and a separately managed fixed income fund. These investments are initially made in the same funds and purchased in substantially the same amounts as the selected investments of participants in the Under Armour, Inc. Deferred Compensation Plan (the "Deferred Compensation Plan"), which represent the underlying liabilities to participants in the Deferred Compensation Plan. Liabilities under the Deferred Compensation Plan are recorded at amounts due to participants, based on the fair value of participants' selected investments.

As of December 31, 2019 and 2018, the fair value of the Company's Senior Notes was \$587.5 million and \$500.1 million, respectively. The carrying value of the Company's other long term debt approximated its fair value as of December 31, 2019 and 2018. The fair value of long term debt is estimated based upon quoted prices for similar instruments or quoted prices for identical instruments in inactive markets (Level 2).

11. Provision for Income Taxes

Income (loss) before income taxes is as follows:

<i>(In thousands)</i>	Year Ended December 31,		
	2019	2018	2017
Income (loss) before income taxes			
United States	\$ 81,122	\$ (121,396)	\$ (131,475)
Foreign	128,720	53,608	121,166
Total	<u>\$ 209,842</u>	<u>\$ (67,788)</u>	<u>\$ (10,309)</u>

The components of the income tax expense (benefit) consisted of the following:

<i>(In thousands)</i>	Year Ended December 31,		
	2019	2018	2017
Current			
Federal	\$ 7,232	\$ (15,005)	\$ (46,931)
State	771	3,253	(8,336)
Foreign	21,952	34,975	34,005
	<u>29,955</u>	<u>23,223</u>	<u>(21,262)</u>
Deferred			
Federal	12,750	(27,808)	51,447
State	25,508	(6,202)	12,080
Foreign	1,811	(9,765)	(4,314)
	<u>40,069</u>	<u>(43,775)</u>	<u>59,213</u>
Income tax expense (benefit)	<u>\$ 70,024</u>	<u>\$ (20,552)</u>	<u>\$ 37,951</u>

A reconciliation from the U.S. statutory federal income tax rate to the effective income tax rate is as follows:

	Year Ended December 31,					
	2019		2018		2017	
U.S. federal statutory income tax rate	\$ 44,067	21.0 %	\$ (14,235)	21.0 %	\$ (3,608)	35.0 %
State taxes, net of federal tax impact	4,620	2.2 %	(6,715)	9.9 %	(9,537)	92.5 %
Unrecognized tax benefits	(2,031)	(1.0)%	(7,598)	11.2 %	1,178	(11.4)%
Permanent tax benefits/nondeductible expenses	328	0.2 %	5,609	(8.2)%	2,246	(21.8)%
Intercompany asset sale	—	— %	(18,834)	27.8 %	—	— %
Goodwill impairment	—	— %	—	— %	8,522	(82.7)%
Foreign rate differential	(10,494)	(5.0)%	(12,294)	18.1 %	(25,563)	248.0 %
Valuation allowances	30,137	14.4 %	33,058	(48.8)%	29,563	(286.8)%
Impacts related to Tax Act	—	— %	1,536	(2.3)%	38,833	(376.7)%
Other	3,397	1.6 %	(1,079)	1.6 %	(3,683)	35.7 %
Effective income tax rate	<u>\$ 70,024</u>	<u>33.4 %</u>	<u>\$ (20,552)</u>	<u>30.3 %</u>	<u>\$ 37,951</u>	<u>(368.2)%</u>

The Company's income tax expense (benefit) for 2019, as compared to 2018, was higher primarily due to pre-tax income in 2019 compared to pre-tax losses in 2018, increases in valuation allowances recorded for certain U.S. state jurisdictions, and the one-time benefit in 2018 for an intercompany intangible asset sale. These increases were partially offset by a decrease in valuation allowances recorded for certain foreign jurisdictions in 2019 compared to 2018.

Deferred tax assets and liabilities consisted of the following:

<i>(In thousands)</i>	December 31,	
	2019	2018
Deferred tax assets		
Lease liability and deferred rent	140,673	17,555
Foreign net operating loss carry-forwards	31,524	23,164
Reserves and accrued liabilities	25,676	47,509
Tax basis inventory adjustment	25,620	20,165
U.S. state net operating loss carryforward	24,124	23,818
Allowance for doubtful accounts and sales return reserves	23,257	28,620
Intangible assets	20,041	21,886
Stock-based compensation	14,828	14,119
Foreign tax credit carry-forwards	11,807	10,274
State tax credits, net of federal impact	7,480	8,432
Inventory obsolescence reserves	6,589	8,529
Other	4,835	2,209
Total deferred tax assets	336,454	226,280
Less: valuation allowance	(101,997)	(72,710)
Total net deferred tax assets	234,457	153,570
Deferred tax liabilities		
Right-of-use asset	(118,917)	—
Property, plant and equipment	(16,956)	(27,480)
Prepaid expenses	(15,862)	(11,058)
Other	(1,717)	(4,041)
Total deferred tax liabilities	(153,452)	(42,579)
Total deferred tax assets, net	\$ 81,005	\$ 110,991

All deferred tax assets and liabilities are classified as non-current on the consolidated balance sheets as of December 31, 2019 and December 31, 2018. In evaluating its ability to realize the net deferred tax assets, the Company considered all available positive and negative evidence, including its past operating results and the forecast of future market growth, forecasted earnings, future taxable income, and prudent and feasible tax planning strategies. The assumptions utilized in determining future taxable income require significant judgment and actual operating results in future years could differ from the current assumptions, judgments and estimates.

A significant portion of the Company's deferred tax assets relate to U.S. federal and state taxing jurisdictions. Realization of these deferred tax assets is dependent on future U.S. pre-tax earnings. In evaluating the recoverability of these deferred tax assets at December 31, 2019, the Company has considered all available evidence, both positive and negative, including but not limited to the following:

Positive

- 2019 pre-tax income plus tax permanent differences and taxable income in the U.S. federal and certain state jurisdictions;
- Three year cumulative pre-tax income plus tax permanent differences in the U.S. federal jurisdiction;
- Forecasted future pre-tax income plus tax permanent differences in the U.S. federal and certain state jurisdictions;
- No history of U.S. federal and state tax attributes expiring unused;
- Restructuring plans undertaken in 2017, 2018, and being assessed for 2020, which aim to improve future profitability;
- Available prudent and feasible tax planning strategies may exist;
- Reversal of deferred tax liabilities and timing thereof.

Negative

- Three year cumulative pre-tax losses plus tax permanent differences in certain state jurisdictions;

- Forecasted year over year U.S. revenue declines in 2020 which decrease profitability in the U.S. federal and certain state jurisdictions;
- Restructuring plans undertaken in 2017, 2018, and being assessed for 2020, which result in significant one-time charges, which reduce profitability in the U.S. federal and certain state jurisdictions;
- Inherent challenges in forecasting future pre-tax earnings which rely, in part, on improved profitability from restructuring efforts;
- The continued challenges in the U.S. consumer retail business environment.

The Company believes that the weight of the positive evidence outweighs the negative evidence regarding the realization of its U.S. federal deferred tax assets. The Company will continue to evaluate its ability to realize these assets on a quarterly basis.

The Company believes the weight of the negative evidence outweighs the positive evidence regarding the realization of the majority of the state deferred tax assets, including state net operating loss carryforwards, state tax credit carryforwards, and certain other state deferred tax assets, and has recorded valuation allowances of \$54.5 million against these state deferred tax assets.

As of December 31, 2019, the Company had \$24.1 million in deferred tax assets associated with \$383.6 million in state net operating loss carryforwards and \$7.5 million in deferred tax assets associated with state tax credits, net of federal benefit, the majority of which are definite lived. Certain of the definite lived state net operating losses and state tax credits will begin to expire within 1 to 5 years, and the majority will begin to expire within 5 to 20 years.

As of December 31, 2019, the Company had \$31.5 million in deferred tax assets associated with approximately \$124.8 million in foreign net operating loss carryforwards and \$11.8 million in deferred tax assets associated with foreign tax credit carryforwards. While the majority of the foreign net operating loss carryforwards and foreign tax credit carryforwards have an indefinite carryforward period, certain are definite lived, with the majority to expire within 5 to 12 years. Additionally, as of December 31, 2019, the Company is not able to forecast the utilization of a majority of the deferred tax assets associated with foreign net operating loss carryforwards, foreign tax credit carryforwards and certain other foreign deferred tax assets and has recorded a valuation allowance of \$47.5 million against these foreign deferred tax assets.

As of December 31, 2019, approximately \$165.4 million of cash and cash equivalents was held by the Company's non-U.S. subsidiaries whose cumulative undistributed earnings total \$765.5 million. The Tax Act imposed U.S. federal tax on all post-1986 foreign unrepatriated earnings accumulated through December 31, 2017. The portion of these earnings not subject to U.S. federal income tax as part of the one-time transition tax should, in general, not be subject to U.S. federal income tax. The Company will continue to permanently reinvest these earnings, as well as future earnings from our foreign subsidiaries, to fund international growth and operations. If the Company were to repatriate indefinitely reinvested foreign funds, the Company would still be required to accrue and pay certain taxes upon repatriation, including foreign withholding taxes and certain U.S. state taxes and record foreign exchange rate impacts. Determination of the unrecorded deferred tax liability that would be incurred if such amounts were repatriated is not practicable.

As of December 31, 2019 and 2018, the total liability for unrecognized tax benefits, including related interest and penalties, was approximately \$44.3 million and \$60.0 million, respectively. The following table represents a reconciliation of the Company's total unrecognized tax benefits balances, excluding interest and penalties, for the years ended December 31, 2019, 2018 and 2017.

<i>(In thousands)</i>	Year Ended December 31,		
	2019	2018	2017
Beginning of year	\$ 55,855	\$ 51,815	\$ 64,359
Increases as a result of tax positions taken in a prior period	1,545	1,978	457
Decreases as a result of tax positions taken in a prior period	(11,005)	(1,600)	(40)
Increases as a result of tax positions taken during the current period	1,158	12,802	14,580
Decreases as a result of settlements during the current period	(6,359)	—	(13,885)
Reductions as a result of a lapse of statute of limitations during the current period	—	(9,140)	(13,656)
End of year	<u>\$ 41,194</u>	<u>\$ 55,855</u>	<u>\$ 51,815</u>

As of December 31, 2019, \$32.8 million of unrecognized tax benefits, excluding interest and penalties, would impact the Company's effective tax rate if recognized.

As of December 31, 2019, 2018 and 2017, the liability for unrecognized tax benefits included \$3.1 million, \$4.2 million, and \$3.5 million, respectively, for the accrual of interest and penalties. For each of the years ended December 31, 2019, 2018 and 2017, the Company recorded \$2.0 million, \$1.9 million, and \$1.6 million, respectively, for the accrual of interest and penalties in its consolidated statements of operations. The Company recognizes accrued interest and penalties related to unrecognized tax benefits in the provision for income taxes on the consolidated statements of operations.

The Company files income tax returns in the U.S. federal jurisdiction and various state and foreign jurisdictions. The Company is currently under audit by the U.S. Internal Revenue Service for the years 2015 through 2017 and by the Chilean Internal Revenue Service for the years 2015 through 2018. The majority of the Company's other returns for years before 2016 are no longer subject to U.S. federal, state and local or foreign income tax examinations by tax authorities.

The total amount of unrecognized tax benefits relating to the Company's tax positions is subject to change based on future events including, but not limited to, the settlements of ongoing tax audits and assessments and the expiration of applicable statutes of limitations. Although the outcomes and timing of such events are highly uncertain, the Company does not anticipate that the balance of gross unrecognized tax benefits, excluding interest and penalties, will change significantly during the next twelve months. However, changes in the occurrence, expected outcomes, and timing of such events could cause the Company's current estimate to change materially in the future.

12. Earnings per Share

The calculation of earnings per share for common stock shown below excludes the income attributable to outstanding restricted stock awards from the numerator and excludes the impact of these awards from the denominator. The following is a reconciliation of basic earnings per share to diluted earnings per share:

<i>(In thousands, except per share amounts)</i>	Year Ended December 31,		
	2019	2018	2017
Numerator			
Net income (loss)	\$ 92,139	\$ (46,302)	\$ (48,260)
Denominator			
Weighted average common shares outstanding Class A, B and C	450,964	445,815	440,729
Effect of dilutive securities Class A, B and C	3,310	—	—
Weighted average common shares and dilutive securities outstanding Class A, B and C	<u>454,274</u>	<u>445,815</u>	<u>440,729</u>
Basic net income (loss) per share of Class A, B and C common stock	\$ 0.20	\$ (0.10)	\$ (0.11)
Diluted net income (loss) per share of Class A, B and C common stock	\$ 0.20	\$ (0.10)	\$ (0.11)

Effects of potentially dilutive securities are presented only in periods in which they are dilutive. Stock options, and restricted stock units representing 1.8 million, 3.3 million and 5.0 million shares of Class A and C common stock outstanding for the years ended December 31, 2019, 2018 and 2017, respectively, were excluded from the computation of diluted earnings per share because their effect would be anti-dilutive.

13. Stock-Based Compensation

Stock Compensation Plans

The Under Armour, Inc. Third Amended and Restated 2005 Omnibus Long-Term Incentive Plan as amended (the "2005 Plan") provides for the issuance of stock options, restricted stock, restricted stock units and other equity awards to officers, directors, key employees and other persons. Stock options and restricted stock and restricted stock unit awards under the 2005 Plan generally vest ratably over a two to five year period. The contractual term for stock options is generally 10 years from the date of grant. The Company generally receives a tax deduction for any ordinary income recognized by a participant in respect to an award under the 2005 Plan. The

2005 Plan terminates in 2025. As of December 31, 2019, 9.0 million Class A shares and 27.4 million Class C shares are available for future grants of awards under the 2005 Plan.

Total stock-based compensation expense for the years ended December 31, 2019, 2018 and 2017 was \$49.6 million, \$41.8 million and \$39.9 million, respectively. The related tax benefits were \$9.1 million, \$8.9 million, and \$9.0 million for the years ended December 31, 2019, 2018, and 2017, respectively. As of December 31, 2019, the Company had \$90.5 million of unrecognized compensation expense expected to be recognized over a weighted average period of 2.43 years. This unrecognized compensation expense does not include any expense related to performance-based restricted stock units and stock options for which the performance targets have not been deemed probable as of December 31, 2019. Refer to "Stock Options" and "Restricted Stock and Restricted Stock Units" below for further information on these awards.

Employee Stock Purchase Plan

The Company's Employee Stock Purchase Plan (the "ESPP") allows for the purchase of Class A Common Stock and Class C Common Stock by all eligible employees at a 15% discount from fair market value subject to certain limits as defined in the ESPP. As of December 31, 2019, 2.7 million Class A shares and 2.5 million Class C shares are available for future purchases under the ESPP. During the years ended December 31, 2019, 2018 and 2017, 329.1 thousand, 393.8 thousand and 563.9 thousand Class C shares were purchased under the ESPP, respectively.

Non-Employee Director Compensation Plan and Deferred Stock Unit Plan

The Company's Non-Employee Director Compensation Plan (the "Director Compensation Plan") provides for cash compensation and equity awards to non-employee directors of the Company under the 2005 Plan. Non-employee directors have the option to defer the value of their annual cash retainers as deferred stock units in accordance with the Under Armour, Inc. Non-Employee Deferred Stock Unit Plan (the "DSU Plan"). Each new non-employee director receives an award of restricted stock units upon the initial election to the Board of Directors, with the units covering stock valued at \$100.0 thousand on the grant date and vesting in three equal annual installments. In addition, each non-employee director receives, following each annual stockholders' meeting, a grant under the 2005 Plan of restricted stock units covering stock valued at \$150.0 thousand on the grant date. Each award vests 100% on the date of the next annual stockholders' meeting following the grant date.

The receipt of the shares otherwise deliverable upon vesting of the restricted stock units automatically defers into deferred stock units under the DSU Plan. Under the DSU Plan each deferred stock unit represents the Company's obligation to issue one share of the Company's Class A or Class C Common Stock with the shares delivered six months following the termination of the director's service.

Stock Options

The weighted average fair value of a stock option granted for the years ended December 31, 2019, 2018 and 2017 was \$19.39, \$15.41 and \$19.04, respectively. The fair value of each stock option granted is estimated on the date of grant using the Black-Scholes option-pricing model with the following weighted average assumptions:

	Year Ended December 31,		
	2019	2018	2017
Risk-free interest rate	2.5 %	2.8 %	2.1 %
Average expected life in years	6.50	6.50	6.50
Expected volatility	41.0 %	40.4 %	39.6 %
Expected dividend yield	— %	— %	— %

A summary of the Company's stock options as of December 31, 2019, 2018 and 2017, and changes during the years then ended is presented below:

<i>(In thousands, except per share amounts)</i>	Year Ended December 31,					
	2019		2018		2017	
	Number of Stock Options	Weighted Average Exercise Price	Number of Stock Options	Weighted Average Exercise Price	Number of Stock Options	Weighted Average Exercise Price
Outstanding, beginning of year	2,732	\$ 12.98	3,782	\$ 12.71	4,265	\$ 9.63
Granted, at fair market value	460	19.39	579	15.41	734	19.04
Exercised	(733)	3.41	(1,262)	5.53	(1,046)	3.72
Expired	—	—	—	—	—	—
Forfeited	(490)	19.04	(367)	35.55	(171)	17.59
Outstanding, end of year	1,969	\$ 16.61	2,732	\$ 12.98	3,782	\$ 12.71
Options exercisable, end of year	913	\$ 15.45	1,366	\$ 7.70	2,512	\$ 5.85

Included in the table above are 0.2 million and 0.3 million performance-based stock options awarded to the Company's Executive Chairman and Brand Chief under the 2005 Plan during the years ended December 31, 2019 and 2018, respectively. The performance-based stock options awarded in 2019 and 2018 have weighted average fair values of \$19.39 and \$15.41, respectively, and have vesting that is tied to the achievement of certain combined annual operating income targets.

The intrinsic value of stock options exercised during the years ended December 31, 2019, 2018 and 2017 was \$12.4 million, \$15.2 million and \$16.3 million, respectively.

For the years ended December 31, 2019, 2018, and 2017 income tax benefits related to stock options exercised were \$2.0 million, \$3.0 million, and \$5.8 million, respectively.

The following table summarizes information about stock options outstanding and exercisable as of December 31, 2019:

(In thousands, except per share amounts)

Number of Underlying Shares	Options Outstanding			Number of Underlying Shares	Options Exercisable		
	Weighted Average Exercise Price Per Share	Weighted Average Remaining Contractual Life (Years)	Total Intrinsic Value		Weighted Average Exercise Price Per Share	Weighted Average Remaining Contractual Life (Years)	Total Intrinsic Value
1,969	\$ 16.61	6.19	\$ 9,379	913	\$ 15.45	3.66	\$ 7,725

Restricted Stock and Restricted Stock Units

A summary of the Company's restricted stock and restricted stock units as of December 31, 2019, 2018 and 2017, and changes during the years then ended is presented below:

<i>(In thousands, except per share amounts)</i>	Year Ended December 31,					
	2019		2018		2017	
	Number of Restricted Shares	Weighted Average Grant Date Fair Value	Number of Restricted Shares	Weighted Average Fair Value	Number of Restricted Shares	Weighted Average Fair Value
Outstanding, beginning of year	8,284	\$ 18.03	9,923	\$ 24.41	6,771	\$ 19.68
Granted	3,501	19.32	5,165	15.57	7,630	18.84
Forfeited	(2,760)	18.56	(4,745)	27.43	(2,290)	28.71
Vested	(2,364)	20.24	(2,059)	24.95	(2,188)	24.78
Outstanding, end of year	6,661	\$ 18.02	8,284	\$ 18.03	9,923	\$ 24.41

Included in the table above are 0.6 million, 0.8 million and 1.9 million performance-based restricted stock units awarded to certain executives and key employees under the 2005 Plan during the years ended December 31, 2019, 2018 and 2017, respectively. The performance-based restricted stock units awarded in 2019, 2018 and 2017 have weighted average grant date fair values of \$19.39, \$15.60, and \$18.76, respectively, and have vesting that is tied to the achievement of certain combined annual revenue and operating income targets.

During the year ended December 31, 2019, the Company deemed the achievement of certain revenue and operating income targets improbable for the performance-based stock options and restricted stock units granted in 2019, and recorded a reversal of expense of \$1.5 million for the three months ended December 31, 2019. During the year ended December 31, 2017, the Company deemed the achievement of certain revenue and operating income targets improbable for the performance-based stock options and restricted stock units granted in 2017, and recorded a reversal of expense of \$4.2 million for the three months ended December 31, 2017.

Warrants

The Company issued fully vested and non-forfeitable warrants to purchase 1.92 million shares of the Company's Class A Common Stock and 1.93 million shares of the Company's Class C Common Stock to NFL Properties as partial consideration for footwear promotional rights which were recorded as an intangible asset in 2006. The warrants had a term of 12 years from the date of issuance and an exercise price of \$4.66 per Class A share and \$4.56 per Class C share. In August 2018, all of the warrants were exercised on a net exercise basis.

14. Other Employee Benefits

The Company offers a 401(k) Deferred Compensation Plan for the benefit of eligible employees. Employee contributions are voluntary and subject to Internal Revenue Service limitations. The Company matches a portion of the participant's contribution and recorded expense of \$7.5 million, \$9.9 million and \$7.4 million for the years ended December 31, 2019, 2018 and 2017, respectively. Shares of the Company's Class A Common Stock and Class C common stock are not investment options in this plan.

In addition, the Company offers the Under Armour, Inc. Deferred Compensation Plan which allows a select group of management or highly compensated employees, as approved by the Compensation Committee, to make an annual base salary and/or bonus deferral for each year. As of December 31, 2019 and 2018, the Deferred Compensation Plan obligations were \$10.8 million and \$7.0 million, respectively, and were included in other long term liabilities on the consolidated balance sheets.

The Company established the Rabbi Trust to fund obligations to participants in the Deferred Compensation Plan. As of December 31, 2019 and 2018, the assets held in the Rabbi Trust were TOLI policies with cash-surrender values of \$6.5 million and \$5.3 million, respectively. These assets are consolidated and are included in other long term assets on the consolidated balance sheet. Refer to Note 10 for a discussion of the fair value measurements of the assets held in the Rabbi Trust and the Deferred Compensation Plan obligations.

15. Risk Management and Derivatives

Foreign Currency Risk Management

The Company is exposed to global market risks, including the effects of changes in foreign currency and interest rates. The Company uses derivative instruments to manage financial exposures that occur in the normal course of business and does not hold or issue derivatives for trading or speculative purposes.

The Company may elect to designate certain derivatives as hedging instruments under U.S. GAAP. The Company formally documents all relationships between designated hedging instruments and hedged items, as well as its risk management objectives and strategies for undertaking hedge transactions. This process includes linking all derivatives designated as hedges to forecasted cash flows and assessing, both at inception and on an ongoing basis, the effectiveness of the hedging relationships.

The Company's foreign exchange risk management program consists of designated cash flow hedges and undesignated hedges. As of December 31, 2019, the Company has hedge instruments, primarily for British Pound/ U.S. Dollar, U.S. Dollar/Chinese Renminbi, U.S. Dollar/Canadian Dollar, Euro/U.S. Dollar, U.S. Dollar/Mexican Peso, and U.S. Dollar/Japanese Yen currency pairs. All derivatives are recognized on the consolidated balance sheets at fair value and classified based on the instrument's maturity date.

<i>(In thousands)</i>	Balance Sheet Classification	December 31, 2019	December 31, 2018
Derivatives designated as hedging instruments under ASC 815			
Foreign currency contracts	Other current assets	\$ 4,040	\$ 19,731
Foreign currency contracts	Other long term assets	24	—
Interest rate swap contracts	Other long term assets	—	1,567
Total derivative assets designated as hedging instruments		<u>\$ 4,064</u>	<u>\$ 21,298</u>
Derivatives designated as hedging instruments under ASC 815			
Foreign currency contracts	Other current liabilities	\$ 8,772	\$ 228
Foreign currency contracts	Other long term liabilities	2,443	—
Total derivative liabilities designated as hedging instruments		<u>\$ 11,215</u>	<u>\$ 228</u>
Derivatives not designated as hedging instruments under ASC 815			
Foreign currency contracts	Other current assets	\$ 2,337	\$ 1,097
Total derivative assets not designated as hedging instruments		<u>\$ 2,337</u>	<u>\$ 1,097</u>
Derivatives not designated as hedging instruments under ASC 815			
Foreign currency contracts	Other current liabilities	\$ 9,510	\$ 2,307
Total derivative liabilities not designated as hedging instruments		<u>\$ 9,510</u>	<u>\$ 2,307</u>

The following table presents the amounts in the consolidated statements of operations in which the effects of cash flow hedges are recorded and the effects of cash flow hedge activity on these line items.

<i>(In thousands)</i>	Year Ended December 31,					
	2019		2018		2017	
	Total	Amount of Gain (Loss) on Cash Flow Hedge Activity	Total	Amount of Gain (Loss) on Cash Flow Hedge Activity	Total	Amount of Gain (Loss) on Cash Flow Hedge Activity
Net revenues	\$ 5,267,132	\$ 18,789	\$ 5,193,185	\$ (1,748)	\$ 4,989,244	\$ 2,469
Cost of goods sold	2,796,599	4,703	2,852,714	(1,279)	2,737,830	380
Interest expense, net	(21,240)	1,598	(33,568)	386	(34,538)	(920)
Other expense, net	(5,688)	871	(9,203)	1,537	(3,614)	(5,716)

The following tables present the amounts affecting the statements of comprehensive income (loss).

<i>(In thousands)</i>	Balance as of December 31, 2018	Amount of gain (loss) recognized in other comprehensive income (loss) on derivatives	Amount of gain (loss) reclassified from other comprehensive income (loss) into income	Balance as of December 31, 2019
Derivatives designated as cash flow hedges				
Foreign currency contracts	\$ 21,908	\$ (3,550)	\$ 24,363	\$ (6,005)
Interest rate swaps	954	67	1,598	(577)
Total designated as cash flow hedges	<u>\$ 22,862</u>	<u>\$ (3,483)</u>	<u>\$ 25,961</u>	<u>\$ (6,582)</u>

<i>(In thousands)</i>	Balance as of December 31, 2017	Amount of gain (loss) recognized in other comprehensive income (loss) on derivatives	Amount of gain (loss) reclassified from other comprehensive income (loss) into income	Balance as of December 31, 2018
Derivatives designated as cash flow hedges				
Foreign currency contracts	\$ (8,312)	\$ 28,730	\$ (1,490)	\$ 21,908
Interest rate swaps	438	902	386	954
Total designated as cash flow hedges	<u>\$ (7,874)</u>	<u>\$ 29,632</u>	<u>\$ (1,104)</u>	<u>\$ 22,862</u>

<i>(In thousands)</i>	Balance as of December 31, 2016		Amount of gain (loss) recognized in other comprehensive income (loss) on derivatives		Amount of gain (loss) reclassified from other comprehensive income (loss) into income		Balance as of December 31, 2017	
Derivatives designated as cash flow hedges								
Foreign currency contracts	\$	15,524	\$	(26,703)	\$	(2,867)	\$	(8,312)
Interest rate swaps		(1,107)		625		(920)		438
Total designated as cash flow hedges	\$	14,417	\$	(26,078)	\$	(3,787)	\$	(7,874)

The following table presents the amounts in the consolidated statements of operations in which the effects of undesignated derivative instruments are recorded and the effects of fair value hedge activity on these line items.

<i>(In thousands)</i>	Year ended December 31,					
	2019		2018		2017	
	Total	Amount of Gain (Loss) on Fair Value Hedge Activity	Total	Amount of Gain (Loss) on Fair Value Hedge Activity	Total	Amount of Gain (Loss) on Fair Value Hedge Activity
Other expense, net	\$ (5,688)	\$ (6,141)	\$ (9,203)	\$ (13,688)	\$ (3,614)	\$ 129

Cash Flow Hedges

The Company is exposed to gains and losses resulting from fluctuations in foreign currency exchange rates relating to transactions generated by its international subsidiaries in currencies other than their local currencies. These gains and losses are driven by non-functional currency generated revenue, non-functional currency inventory purchases, investments in U.S. Dollar denominated available-for-sale debt securities, and certain other intercompany transactions. The Company enters into foreign currency contracts to reduce the risk associated with the foreign currency exchange rate fluctuations on these transactions. Certain contracts are designated as cash flow hedges. As of December 31, 2019, the aggregate notional value of the Company's outstanding cash flow hedges was \$879.8 million, with contract maturities ranging from one to twenty-four months.

The Company may enter into long term debt arrangements with various lenders which bear a range of fixed and variable rates of interest. The nature and amount of the Company's long term debt can be expected to vary as a result of future business requirements, market conditions and other factors. The Company may elect to enter into interest rate swap contracts to reduce the impact associated with interest rate fluctuations. The interest rate swap contracts are accounted for as cash flow hedges. Refer to Note 7 for a discussion of long term debt. As of December 31, 2019, the Company had no outstanding interest rate swap contracts.

For contracts designated as cash flow hedges, the changes in fair value are reported as other comprehensive income (loss) and are recognized in current earnings in the period or periods during which the hedged transaction affects current earnings. Effective hedge results are classified in the consolidated statements of operations in the same manner as the underlying exposure.

Undesignated Derivative Instruments

The Company may elect to enter into foreign exchange forward contracts to mitigate the change in fair value of specific assets and liabilities on the consolidated balance sheets. These undesignated instruments are recorded at fair value as a derivative asset or liability on the consolidated balance sheets with their corresponding change in fair value recognized in other expense, net, together with the re-measurement gain or loss from the hedged balance sheet position. As of December 31, 2019, the total notional value of the Company's outstanding undesignated derivative instruments was \$304.2 million.

Credit Risk

The Company enters into derivative contracts with major financial institutions with investment grade credit ratings and is exposed to credit losses in the event of non-performance by these financial institutions. This credit risk is generally limited to the unrealized gains in the derivative contracts. However, the Company monitors the credit quality of these financial institutions and considers the risk of counterparty default to be minimal.

16. Related Party Transactions

The Company has an operating lease agreement with an entity controlled by the Company's Executive Chairman and Brand Chief to lease an aircraft for business purposes. The Company paid \$2.0 million in lease payments to the entity for its use of the aircraft during each of the years ended December 31, 2019, 2018 and 2017. No amounts were payable to this related party as of December 31, 2019 and 2018. The Company determined the lease payments were at fair market lease rates.

In June 2016, the Company purchased parcels of land from an entity controlled by the Company's Executive Chairman and Brand Chief, to be utilized to expand the Company's corporate headquarters to accommodate its growth needs. The purchase price for these parcels totaled \$70.3 million. The Company determined that the purchase price for the land represented the fair market value of the parcels and approximated the cost to the seller to purchase and develop the parcels, including costs related to the termination of a lease encumbering the parcels.

In connection with the purchase of these parcels, in September 2016, the parties entered into an agreement pursuant to which the parties will share the burden of any special taxes arising due to infrastructure projects in the surrounding area. The allocation to the Company is based on the expected benefits to the Company's parcels from these projects. No obligations were owed by either party under this agreement as of December 31, 2019.

17. Segment Data and Disaggregated Revenue

The Company's operating segments are based on how the Chief Operating Decision Maker ("CODM") makes decisions about allocating resources and assessing performance. As such, the CODM receives discrete financial information for the Company's principal business by geographic region based on the Company's strategy to become a global brand. These geographic regions include North America, Europe, the Middle East and Africa ("EMEA"), Asia-Pacific, and Latin America. Each geographic segment operates exclusively in one industry: the development, marketing and distribution of branded performance apparel, footwear and accessories. The CODM also receives discrete financial information for the Company's Connected Fitness business. Total expenditures for additions to long-lived assets are not disclosed as this information is not regularly provided to the CODM.

Effective January 1, 2019, the Company changed the way management internally analyzes the business and excludes certain corporate costs from its segment profitability measures. The Company reports these costs within Corporate Other, which is designed to provide increased transparency and comparability of the Company's operating segments performance. Prior year amounts have been recast to conform to the 2019 presentation. These changes have no impact on previously reported consolidated balance sheets, statements of operations, comprehensive income (loss), stockholders' equity, or cash flows.

Corporate Other consists largely of general and administrative expenses not allocated to an operating segment, including expenses associated with centrally managed departments such as global marketing, global IT, global supply chain, innovation and other corporate support functions; costs related to the Company's global assets and global marketing, costs related to the Company's headquarters; restructuring and restructuring related charges; and certain foreign currency hedge gains and losses.

Disposition of a Subsidiary

On October 1, 2018, the Company sold its Brazilian subsidiary within the Company's Latin America segment. In connection with this sale, the Company entered into a license and distribution agreement with the buyer who will continue to sell the Company's products in Brazil. The Company's Brazil business represented less than 1% of the Company's net revenue and was not considered material to the Company's consolidated results of operations.

Segment Data

The net revenues and operating income (loss) associated with the Company's segments are summarized in the following tables. Net revenues represent sales to external customers for each segment. Intercompany balances were eliminated for separate disclosure.

<i>(In thousands)</i>	Year Ended December 31,		
	2019	2018	2017
Net revenues			
North America	\$ 3,658,353	\$ 3,735,293	\$ 3,801,056
EMEA	621,137	591,057	471,560
Asia-Pacific	636,343	557,431	430,972
Latin America	196,132	190,795	181,317
Connected Fitness	136,378	120,357	101,870
Corporate Other (1)	18,789	(1,748)	2,469
Total net revenues	<u>\$ 5,267,132</u>	<u>\$ 5,193,185</u>	<u>\$ 4,989,244</u>

(1) Corporate Other revenues consist of foreign currency hedge gains and losses related to revenues generated by entities within the Company's operating segments, but managed through the Company's central foreign exchange risk management program.

Net revenues in the United States were \$3,394.0 million, \$3,464.0 million, and \$3,626.6 million for the years ended December 31, 2019, 2018 and 2017, respectively.

<i>(In thousands)</i>	Year Ended December 31,		
	2019	2018	2017
Operating income (loss)			
North America	\$ 733,442	\$ 718,195	\$ 700,190
EMEA	53,739	30,388	26,042
Asia-Pacific	97,641	103,527	89,320
Latin America	(3,160)	(16,879)	(14,400)
Connected Fitness	17,140	5,948	(6,541)
Corporate Other	(662,032)	(866,196)	(766,768)
Total operating income (loss)	236,770	(25,017)	27,843
Interest expense, net	(21,240)	(33,568)	\$ (34,538)
Other income (expense), net	(5,688)	(9,203)	\$ (3,614)
Income (loss) before income taxes	<u>\$ 209,842</u>	<u>\$ (67,788)</u>	<u>\$ (10,309)</u>

The operating income (loss) information for Corporate Other presented above includes the impact of all restructuring, impairment and restructuring related charges related to the Company's 2018 and 2017 restructuring plans. These unallocated charges are as follows:

<i>(In thousands)</i>	Year Ended December 31,	
	2018	2017
Unallocated restructuring, impairment and restructuring related charges		
North America related	\$ 115,687	\$ 56,103
EMEA related	34,699	1,855
Asia-Pacific related	1	112
Latin America related	27,107	13,903
Connected Fitness related	1,505	48,111
Corporate Other related	24,950	9,042
Total unallocated restructuring, impairment and restructuring related costs	<u>\$ 203,949</u>	<u>\$ 129,126</u>

There were no restructuring charges incurred during the year ended December 31, 2019.

Long-lived assets are primarily composed of Property and equipment, net and ROU assets. The Company's long-lived assets by geographic area were as follows:

<i>(In thousands)</i>	Year Ended December 31,	
	2019	2018
Long-lived assets		
United States	\$ 1,051,089	\$ 705,776
Canada	23,268	11,669
Total North America	1,074,357	717,445
Other foreign countries	309,722	109,423
Total long lived assets	\$ 1,384,079	\$ 826,868

Disaggregation of Revenue

The following tables disaggregate the Company's net revenues into categories that depict how the nature, amount, timing, and uncertainty of net revenues and cash flows are affected by economic factors for the fiscal periods presented.

Net revenues by product category are as follows:

<i>(In thousands)</i>	Year Ended December 31,		
	2019	2018	2017
Apparel	\$ 3,470,285	\$ 3,464,120	\$ 3,284,652
Footwear	1,086,551	1,063,175	1,037,840
Accessories	416,354	422,496	445,838
Net Sales	4,973,190	4,949,791	4,768,330
License revenues	138,775	124,785	116,575
Connected Fitness	136,378	120,357	101,870
Corporate Other (1)	18,789	(1,748)	2,469
Total net revenues	\$ 5,267,132	\$ 5,193,185	\$ 4,989,244

(1) Corporate Other revenues consist of foreign currency hedge gains and losses related to revenues generated by entities within the Company's operating segments, but managed through the Company's central foreign exchange risk management program.

Net revenues by distribution channel are as follows:

<i>(In thousands)</i>	Year Ended December 31,		
	2019	2018	2017
Wholesale	\$ 3,167,625	\$ 3,141,983	\$ 3,038,020
Direct to Consumer	1,805,565	1,807,808	1,730,310
Net Sales	4,973,190	4,949,791	4,768,330
License revenues	138,775	124,785	116,575
Connected Fitness	136,378	120,357	101,870
Corporate Other (1)	18,789	(1,748)	2,469
Total Net Revenues	\$ 5,267,132	\$ 5,193,185	\$ 4,989,244

(1) Corporate Other revenues consist of foreign currency hedge gains and losses related to revenues generated by entities within the Company's operating segments, but managed through the Company's central foreign exchange risk management program.

18. Unaudited Quarterly Financial Data

(In thousands)	Quarter Ended (unaudited)					Year Ended December 31,
	March 31,	June 30,	September 30,	December 31,		
2019						
Net revenues	\$ 1,204,722	\$ 1,191,729	\$ 1,429,456	\$ 1,441,225	\$ 5,267,132	
Gross profit	544,787	554,321	689,898	681,527	2,470,533	
Income (loss) from operations	35,259	(11,482)	138,920	74,073	236,770	
Net income (loss)	\$ 22,477	\$ (17,349)	\$ 102,315	\$ (15,304)	\$ 92,139	
Basic net income (loss) per share of Class A, B and C common stock	\$ 0.05	\$ (0.04)	\$ 0.23	\$ (0.03)	\$ 0.20	
Diluted net income (loss) per share of Class A, B and C common stock	\$ 0.05	\$ (0.04)	\$ 0.23	\$ (0.03)	\$ 0.20	
2018						
Net revenues	\$ 1,185,370	\$ 1,174,859	\$ 1,442,976	\$ 1,389,980	\$ 5,193,185	
Gross profit	523,453	526,584	665,207	625,227	2,340,471	
Income (loss) from operations	(28,661)	(104,875)	118,966	(10,447)	(25,017)	
Net income (loss)	\$ (30,242)	\$ (95,544)	\$ 75,266	\$ 4,218	\$ (46,302)	
Basic net income (loss) per share of Class A, B and C common stock	\$ (0.07)	\$ (0.21)	\$ 0.17	\$ 0.01	\$ (0.10)	
Diluted net income (loss) per share of Class A, B and C common stock	\$ (0.07)	\$ (0.21)	\$ 0.17	\$ 0.01	\$ (0.10)	

19. Subsequent Events

Acquisition

On February 20, 2020, the Company entered into an agreement to acquire Triple Pte. Ltd. ("Triple"), a distributor of the Company's products in Southeast Asia. The purchase price for the acquisition will be \$30 million in cash, which will be adjusted to reflect that the acquisition will close on a debt free basis with Triple's transaction expenses borne by the sellers and subject to a working capital adjustment. In addition, the aggregate purchase price payable at the closing is subject to an upward adjustment to reflect the amount of net cash held by Triple at closing. The acquisition is currently expected to close during the first quarter of 2020, subject to the satisfaction of customary closing conditions. The acquisition is expected to be funded through cash on hand.

ITEM 9. CHANGES IN AND DISAGREEMENTS WITH ACCOUNTANTS ON ACCOUNTING AND FINANCIAL DISCLOSURE

None

ITEM 9A. CONTROLS AND PROCEDURES

Our management has evaluated, under the supervision and with the participation of our Chief Executive Officer and Chief Financial Officer, the effectiveness of our disclosure controls and procedures (as defined in Exchange Act Rules 13a-15(e) and 15d-15(e) under the Securities Exchange Act of 1934, as amended (the "Exchange Act")) as of the end of the period covered by this report. Based on that evaluation, our Chief Executive Officer and Chief Financial Officer have concluded that our disclosure controls and procedures are effective in ensuring that information required to be disclosed in our Exchange Act reports is (1) recorded, processed, summarized and reported in a timely manner and (2) accumulated and communicated to our management, including our Chief Executive Officer and Chief Financial Officer, as appropriate to allow timely decisions regarding required disclosure. The Company's internal control over financial reporting as of December 31, 2019 has been audited by PricewaterhouseCoopers LLP, as stated in their report which appears herein.

Changes in Internal Controls

In 2015, we began the process of implementing a global operating and financial reporting information technology system, SAP Fashion Management Solution ("FMS"), as part of a multi-year plan to integrate and upgrade our systems and processes. The first phase of this implementation became operational in July 2017, in our North America, EMEA, and Connected Fitness operations. The second phase of this implementation became operational in April 2019 in China and South Korea. We believe the implementation of the systems and related changes to internal controls will enhance our internal controls over financial reporting. We also expect to continue to see enhancements to our global systems, which will then continue to strengthen our internal financial reporting controls by automating select manual processes and standardizing both business processes and relied upon reporting across our organization.

We are currently in the process of implementing FMS in our Latin America operations and expect it to become operational in 2020. As the phased implementation of this system continues, we will continue to experience certain changes to our processes and procedures which, in turn, result in changes to our internal control over financial reporting. In addition, we believe that our robust assessment provides effective global coverage for key control activities that support our internal controls over financial reporting conclusion. While we expect FMS to strengthen our internal financial controls by automating certain manual processes and standardizing business processes and reporting across our organization, management will continue to evaluate and monitor our internal controls as each of the affected areas evolve. For a discussion of risks related to the implementation of new systems, see Item 1A - "Risk Factors - Risks Related to Our Business - Risks and uncertainties associated with the implementation of information systems may negatively impact our business."

During the quarter ended March 31, 2019, we implemented controls to ensure we adequately evaluated our contracts and properly assessed the impact of the new lease accounting standard on our financial statements in connection with the adoption of ASU 2016-02 on January 1, 2019. We also implemented controls to support the new lease system and accounting under this ASU to monitor and maintain appropriate internal control over financial reporting.

There have been no changes in our internal control over financial reporting as defined in Exchange Act Rules 13a-15(f) and 15d-15(f) during the most recent fiscal quarter that have materially affected, or that are reasonably likely to materially affect our internal control over financial reporting.

ITEM 9B. OTHER INFORMATION

On February 26, 2020, the Board of Directors of the Company approved the appointment of Aditya Maheshwari as principal accounting officer of the Company, effective March 1, 2020. Mr. Maheshwari, age 46, joined the Company in December 2019 as Senior Vice President, Controller and Chief Accounting Officer, reporting directly to David Bergman, the Company's Chief Financial Officer (who currently serves as principal financial and principal accounting officer). Mr. Bergman will continue to serve as principal financial officer following Mr. Maheshwari's appointment. Prior to joining the Company, Mr. Maheshwari served as Senior Vice President and

Chief Accounting Officer of Open Text Corporation from February 2016 through November 2019. Prior to joining OpenText, Mr. Maheshwari was an Audit Partner in the Technology, Media and Telecommunications practice at KPMG LLP, Canada until February 2016. Mr. Maheshwari is a Chartered Professional Accountant (Ontario), Certified Public Accountant (Colorado) and Chartered Accountant (India). Mr. Maheshwari's annual base salary is \$330,000. In connection with his joining the Company, he received a one-time cash bonus payable in two installments. He also participates in the Company's annual cash incentive plan and received an annual equity award in February 2020 commensurate with awards granted to other senior vice presidents of the Company.

PART III

ITEM 10. DIRECTORS, EXECUTIVE OFFICERS AND CORPORATE GOVERNANCE

The information required by this Item regarding directors is incorporated herein by reference from the 2020 Proxy Statement, under the headings “NOMINEES FOR ELECTION AT THE ANNUAL MEETING,” “CORPORATE GOVERNANCE AND RELATED MATTERS: Audit Committee” and “SECTION 16(a) BENEFICIAL OWNERSHIP REPORTING COMPLIANCE.” Information required by this Item regarding executive officers is included under “Executive Officers of the Registrant” in Part 1 of this Form 10-K.

Code of Ethics

We have a written code of ethics and business conduct in place that applies to all our employees, including our principal executive officer, principal financial officer, and principal accounting officer and controller. A copy of our code of ethics and business conduct is available on our website: <https://about.underarmour.com/investor-relations/governance>. We are required to disclose any change to, or waiver from, our code of ethics and business policy for our senior financial officers. We intend to use our website as a method of disseminating this disclosure as permitted by applicable SEC rules.

ITEM 11. EXECUTIVE COMPENSATION

The information required by this Item is incorporated by reference herein from the 2020 Proxy Statement under the headings “CORPORATE GOVERNANCE AND RELATED MATTERS: Compensation of Directors,” and “EXECUTIVE COMPENSATION.”

ITEM 12. SECURITY OWNERSHIP OF CERTAIN BENEFICIAL OWNERS AND MANAGEMENT AND RELATED STOCKHOLDER MATTERS

The information required by this Item is incorporated by reference herein from the 2020 Proxy Statement under the heading “SECURITY OWNERSHIP OF MANAGEMENT AND CERTAIN BENEFICIAL OWNERS OF SHARES.” Also refer to Item 5 of this Annual Report on Form 10-K, “Market for Registrant’s Common Equity, Related Stockholder Matters and Issuer Purchases of Equity Securities.”

ITEM 13. CERTAIN RELATIONSHIPS AND RELATED TRANSACTIONS, AND DIRECTOR INDEPENDENCE

The information required by this Item is incorporated by reference herein from the 2020 Proxy Statement under the heading “TRANSACTIONS WITH RELATED PERSONS” and “CORPORATE GOVERNANCE AND RELATED MATTERS—Independence of Directors.”

ITEM 14. PRINCIPAL ACCOUNTANT FEES AND SERVICES

The information required by this Item is incorporated by reference herein from the 2020 Proxy Statement under the heading “INDEPENDENT AUDITORS.”

PART IV**ITEM 15. EXHIBITS AND FINANCIAL STATEMENT SCHEDULES**

a. The following documents are filed as part of this Form 10-K:

1. Financial Statements:	
Report of Independent Registered Public Accounting Firm	52
Consolidated Balance Sheets as of December 31, 2019 and 2018	55
Consolidated Statements of Operations for the Years Ended December 31, 2019, 2018 and 2017	56
Consolidated Statements of Comprehensive Income (Loss) for the Years Ended December 31, 2019, 2018 and 2017	57
Consolidated Statements of Stockholders' Equity for the Years Ended December 31, 2019, 2018 and 2017	58
Consolidated Statements of Cash Flows for the Years Ended December 31, 2019, 2018 and 2017	59
Notes to the Audited Consolidated Financial Statements	60
2. Financial Statement Schedule	
Schedule II—Valuation and Qualifying Accounts	99

All other schedules are omitted because they are not applicable or the required information is shown in the consolidated financial statements or notes thereto.

3. Exhibits

The following exhibits are incorporated by reference or filed herewith. References to any Form 10-K of the Company below are to the Annual Report on Form 10-K for the related fiscal year. For example, references to the Company's 2018 Form 10-K are to the Company's Annual Report on Form 10-K for the fiscal year ended December 31, 2018.

Exhibit No.	
3.01	Amended and Restated Articles of Incorporation (incorporated by reference to Exhibit 3.01 of the Company's Quarterly Report on Form 10-Q for the quarterly period ending March 31, 2016).
3.02	Articles Supplementary setting forth the terms of the Class C Common Stock, dated June 15, 2015 (incorporated by reference to Appendix F to the Preliminary Proxy Statement filed by the Company on June 15, 2015).
3.03	Third Amended and Restated By-Laws (incorporated by reference to Exhibit 3.01 of the Company's Current Report on Form 8-K filed October 17, 2019, as amended).
4.01	Description of the Company's Securities Registered Pursuant to Section 12 of the Exchange Act.
4.02	Indenture, dated as of June 13, 2016, between the Company and Wilmington Trust, National Association, as trustee (incorporated by reference to Exhibit 4.1 of the Company's Current Report on Form 8-K filed on June 13, 2016).
4.03	First Supplemental Indenture, dated as of June 13, 2016, relating to the 3.250% Senior Notes due 2026, between the Company and Wilmington Trust, National Association, as trustee, and the Form of 3.250% Senior Notes due 2026 (incorporated by reference to Exhibit 4.2 of the Company's Current Report on Form 8-K filed on June 13, 2016).
4.04	Terms of Settlement of In re: Under Armour Shareholder Litigation, Case No. 24-C-15-00324 (incorporated by reference from Exhibit 4.2 of the Company's Registration Statement on Form 8-A filed on March 21, 2016).
10.01	Credit Agreement, dated March 8, 2019, by and among Under Armour, Inc., as borrower, JPMorgan Chase Bank, N.A., as administrative agent, PNC Bank, National Association, as syndication agent and the other lenders and arrangers party thereto (incorporated by reference to Exhibit 10.01 of the Company's Current Report on Form 8-K filed March 8, 2019).
10.02	Under Armour, Inc. Executive Incentive Plan (incorporated by reference to Exhibit 10.01 of the Company's Current Report on Form 8-K filed on May 6, 2013).*
10.03	Under Armour, Inc. Amended and Restated Deferred Compensation Plan (incorporated by reference to Exhibit 10.10 of the Company's 2018 Form 10-K).*
10.04	Form of Change in Control Severance Agreement (incorporated by reference to Exhibit 10.04 of the Company's 2016 Form 10-K).*

Exhibit No.	
10.05	Under Armour, Inc. Third Amended and Restated 2005 Omnibus Long-Term Incentive Plan (the “2005 Plan”) (incorporated by reference to Exhibit 10.01 of the Company’s Quarterly Report on Form 10-Q filed on August 1, 2019).*
10.06	Form of Non-Qualified Stock Option Grant Agreement under the 2005 Plan between the Company and Kevin Plank.*
10.07	Form of Non-Qualified Stock Option Grant Agreement under the 2005 Plan between the Company and Kevin Plank (incorporated by reference to Exhibit 10.13 of the Company’s 2018 Form 10-K).*
10.08	Form of Restricted Stock Unit Grant Agreement under the 2005 Plan.*
10.09	Form of Restricted Stock Unit Grant Agreement under the 2005 Plan (incorporated by reference to Exhibit 10.14 of the Company’s 2017 Form 10-K).*
10.10	Form of Restricted Stock Unit Grant Agreement under the 2005 Plan (incorporated by reference to Exhibit 10.07 of the Company’s 2016 Form 10-K).*
10.11	Form of Performance-Based Stock Option Grant Agreement under the 2005 Plan between the Company and Kevin Plank (incorporated by reference to Exhibit 10.18 of the Company’s 2018 Form 10-K).*
10.12	Form of Performance-Based Restricted Stock Unit Grant Agreement under the 2005 Plan (incorporated by reference to Exhibit 10.21 of the Company’s 2018 Form 10-K).*
10.13	Form of Performance-Based Stock Option Grant Agreement under the 2005 Plan (incorporated by reference to Exhibit 10.16 of the Company’s 2017 Form 10-K).*
10.14	Form of Performance-Based Restricted Stock Unit Agreement under the 2005 Plan (incorporated by reference to Exhibit 10.19 of the Company’s 2017 Form 10-K).*
10.15	Form of Employee Confidentiality, Non-Competition and Non-Solicitation Agreement by and between certain executives of the Company (incorporated by reference to Exhibit 10.11 of the Company’s 2016 Form 10-K).*
10.16	Under Armour, Inc. 2019 Non-Employee Director Compensation Plan (the “Director Compensation Plan”) (incorporated by reference to Exhibit 10.01 of the Company’s Form 10-Q for the quarterly period ended March 31, 2019).
10.17	Form of Initial Restricted Stock Unit Grant under the Director Compensation Plan (incorporated by reference to Exhibit 10.1 of the Current Report on Form 8-K filed June 6, 2006).*
10.18	Form of Annual Restricted Stock Unit Grant under the Director Compensation Plan (incorporated by reference to Exhibit 10.6 of the Company’s Form 10-Q for the quarterly period ended June 30, 2011).*
10.19	Under Armour, Inc. 2006 Non-Employee Director Deferred Stock Unit Plan (the “Director DSU Plan”) (incorporated by reference to Exhibit 10.02 of the Company’s Form 10-Q for the quarterly period ended March 31, 2010).*
10.20	Amendment One to the Director DSU Plan (incorporated by reference to Exhibit 10.23 of the Company’s 2010 Form 10-K).*
10.21	Amendment Two to the Director DSU Plan (incorporated by reference to Exhibit 10.02 of the Company’s Form 10-Q for the quarterly period ended June 30, 2016).*
10.22	Amendment Three to the Director DSU Plan.*
10.23	Employee Confidentiality, Non-Competition and Non-Solicitation Agreement by and between Patrik Frisk and the Company (incorporated by reference to Exhibit 10.01 of the Company’s Form 10-Q for the quarterly period ended March 31, 2018).*
10.24	Employee Confidentiality, Non-Competition and Non-Solicitation Agreement by and between Paul Fipps and the Company (incorporated by reference to Exhibit 10.02 of the Company’s Form 10-Q for the quarterly period ended March 31, 2018).*
10.25	Confidentiality, Non-Competition and Non-Solicitation Agreement, dated June 15, 2015, between the Company and Kevin Plank (the “Plank Non-Compete Agreement”) (incorporated by reference to Appendix E to the Preliminary Proxy Statement filed by Under Armour, Inc. on June 15, 2015).
10.26	First Amendment to the Plank Non-Compete Agreement, dated April 7, 2016 (incorporated by reference to Exhibit 10.03 of the Company’s Quarterly Report on Form 10-Q for the quarterly period ended March 31, 2016).
21.01	List of Subsidiaries.
23.01	Consent of PricewaterhouseCoopers LLP.
31.01	Section 302 Chief Executive Officer Certification.
31.02	Section 302 Chief Financial Officer Certification.
32.01	Section 906 Chief Executive Officer Certification.
32.02	Section 906 Chief Financial Officer Certification.
101.INS	XBRL Instance Document
101.SCH	XBRL Taxonomy Extension Schema Document

Exhibit No.	
101.CAL	XBRL Taxonomy Extension Calculation Linkbase Document
101.DEF	XBRL Taxonomy Extension Definition Linkbase Document
101.LAB	XBRL Taxonomy Extension Label Linkbase Document
101.PRE	XBRL Taxonomy Extension Presentation Linkbase Document
104	Cover Page Interactive Data File (embedded within the Inline XBRL document)

* Management contract or a compensatory plan or arrangement required to be filed as an Exhibit pursuant to Item 15(b) of Form 10-K.

Schedule II
Valuation and Qualifying Accounts

(In thousands)

Description	Balance at Beginning of Year	Charged to Costs and Expenses	Write-Offs Net of Recoveries	Balance at End of Year
Allowance for doubtful accounts				
For the year ended December 31, 2019	\$ 22,224	\$ (4,066)	\$ (3,076)	\$ 15,082
For the year ended December 31, 2018	19,712	23,534	(21,022)	22,224
For the year ended December 31, 2017	11,341	9,520	(1,149)	19,712
Sales returns and allowances				
For the year ended December 31, 2019	\$ 136,734	\$ 180,124	\$ (218,206)	\$ 98,652
For the year ended December 31, 2018	190,794	247,939	(301,999)	136,734
For the year ended December 31, 2017	121,286	285,474	(215,966)	190,794
Deferred tax asset valuation allowance				
For the year ended December 31, 2019	\$ 72,710	\$ 31,926	\$ (2,639)	\$ 101,997
For the year ended December 31, 2018	73,544	21,221	(22,055)	72,710
For the year ended December 31, 2017	37,969	40,282	(4,707)	73,544

**DESCRIPTION OF REGISTRANT'S SECURITIES
REGISTERED PURSUANT TO SECTION 12 OF THE
SECURITIES EXCHANGE ACT OF 1934**

Under Armour, Inc. has two classes of securities registered under Section 12 of the Securities Exchange Act of 1934, as amended (the "Exchange Act"): its Class A Stock and its Class C Stock (each as defined below). For purposes of this exhibit, unless the context otherwise requires, the words "we," "our," "us" and "our company" refer to Under Armour, Inc., a Maryland corporation.

General

The following summary of the rights of our Class A Common Stock and Class C Common Stock does not purport to be complete. This summary is subject to and qualified by the provisions of our charter, including the Articles Supplementary to our charter setting forth the terms of the Class C Stock (our "articles supplementary"), and our Third Amended and Restated Bylaws (our "bylaws"). Additionally, the Maryland General Company Law ("MGCL") also affects the terms of our capital stock.

Our authorized capital stock currently consists of 834,450,000 shares, par value \$0.0003 1/3 per share, of which:

- 400,000,000 shares are classified and designated as Class A Common Stock ("Class A Stock");
- 34,450,000 shares are classified and designated as Class Convertible B Common Stock ("Class B Stock"); and
- 400,000,000 shares are classified and designated as Class C Common Stock ("Class C Stock").

Our charter provides for (1) the Class A Stock, which has one vote per share; (2) the Class B Stock, which has 10 votes per share; and (3) the Class C Stock, which has no voting rights in the election of directors and only limited voting rights as described below. Except as described herein or expressly provided in our charter, the powers, preferences and rights of the holders of Class A Stock, Class B Stock and Class C Stock, and the qualifications, limitations and restrictions thereof, are in all material respects identical.

As of December 31, 2019, there were 188,289,680 shares of Class A Stock, 34,450,000 shares of Class B Stock and 229,027,730 shares of Class C Stock outstanding. At that date, there were no shares of preferred stock issued and outstanding. Our Class B stock is not registered under Section 12 of the Exchange Act.

Capital Stock

Voting Rights

Holders of shares of Class A Stock and Class B Stock have identical voting rights, except that holders of shares of Class A Stock are entitled to one vote per share and holders of shares of Class B Stock are entitled to 10 votes per share. In addition, amendments to certain specified provisions of the charter that set forth the terms of the Class A Stock and have a material adverse effect on the rights of the Class A Stock must be approved by the affirmative vote of a majority of the votes entitled to be cast thereon by holders of Class A Stock, voting as a single class, and amendments to certain specified provisions of the charter that set forth the terms of the Class B Stock and have a material adverse effect on the rights of the Class B Stock must be approved by the affirmative vote of a majority of the votes entitled to be cast thereon by holders of Class B Stock, voting as a single class.

Holders of shares of Class C Stock have no voting rights, except:

- as may be required by law;
- with respect to amendments, alterations or repeal of the provisions of the charter that set forth the terms of the Class C Stock and have a material adverse effect on the rights of the Class C Stock, which require the affirmative vote of a majority of the votes entitled to be cast thereon by holders of Class C Stock, voting as a single class;
- with respect to amendments to, or waivers of, the provisions of the charter requiring that shares of Class C Stock be treated in a manner that is at least as favorable as shares of Class B Stock in certain merger, consolidation, statutory share exchange, conversion and negotiated tender offer transactions, which must be declared advisable by our board of directors, including at least 75% of the Independent Directors (as defined in the charter to, among other things, exclude members of Mr. Plank's family and directors having a material financial or service relationship to Mr. Plank or his family), and approved by at least 75% of the votes entitled to be cast thereon by the holders of (1) Class C Stock (other than Mr. Plank, the Kevin A. Plank Family Entities (which are defined generally in our charter as entities controlled by Mr. Plank or his wife or children), the Kevin A. Plank Family Members (as defined in the charter) or executive officers of the Company), voting as a single class, and (2) Class B Stock, voting as a single class; and
- upon the conversion of all of the outstanding shares of Class B Stock into shares of Class A Stock, upon which holders of shares of Class C Stock will immediately have voting rights equal to holders of shares of Class A Stock and will vote together with the Class A Stock as a single class.

There is no cumulative voting in the election of directors.

Dividends

Subject to preferences that may apply to any shares of preferred stock outstanding at the time, the holders of shares of Class A Stock, Class B Stock and Class C Stock will be entitled to share equally, on a per share basis, in any dividends that our board of directors may authorize and we may pay from time to time. In the event that a dividend is paid in the form of shares of stock, or rights to acquire shares of stock, the holders of Class A Stock will receive shares of Class A Stock, or rights to acquire shares of Class A Stock, the holders of Class B Stock will receive shares of Class B Stock, or rights to acquire shares of Class B Stock and the holders of Class C Stock will receive shares of Class C Stock, or rights to acquire shares of Class C Stock.

Liquidation Rights

Upon our liquidation, dissolution or winding-up, the holders of Class A Stock, Class B Stock, and Class C Stock will be entitled to share proportionately, on a per share basis, in the assets of the Company available for distribution after payment of any liabilities and the liquidation preferences on any outstanding preferred stock.

Conversion

Class A Stock

Shares of Class A Stock are not convertible into any other shares of our capital stock.

Class B Stock

Mr. Plank or Kevin A. Plank Family Entities beneficially own all outstanding shares of Class B Stock. Each share of Class B Stock is convertible at any time at the option of Mr. Plank into one share of Class A Stock.

In addition, each share of Class B Stock automatically converts into one share of Class A Stock upon any sale, pledge, transfer, assignment or disposition (each a "Transfer") of such share of Class B Stock to any person, whether or not for value, except for certain transfers between Mr. Plank and any Kevin A. Plank Family Entity, or pledges that do not grant the pledgee the power to vote or direct the vote of the pledged share or direct the disposition of the pledged share, in each case prior to default.

Each share of Class B Stock will be automatically converted into one share of Class A Stock, such that no shares of Class B Stock remain outstanding, upon the occurrence of any of the following events:

- A record date for any meeting of the Company's stockholders, if the aggregate number of shares of Class A Stock and Class B Stock beneficially owned on such record date by Mr. Plank and each Kevin A. Plank Family Entity, when taken together, is less than 15.0% of the total number of shares of Class A Stock and Class B Stock outstanding on that record date, (ii) the death of Mr. Plank or (iii) Mr. Plank's ceasing to be affiliated with the Company in any capacity as a result of a permanent disability.

- The termination of Mr. Plank as our Chief Executive Officer (or another position (an “Approved Executive Officer”) approved by Mr. Plank and a majority of our Independent Directors) for “Cause” (as defined in the Confidentiality, Non-Competition, and Non-Solicitation Agreement, dated as of June 15, 2015, between the Company and Kevin A. Plank, as amended on April 7, 2016, and as it may be further amended from time to time with the approval of at least 75% of the Independent Directors (the “Non-Compete Agreement”)) in accordance with the terms of the Non-Compete Agreement or upon the resignation of Mr. Plank as such an officer.
- A “Transfer Conversion Time,” which means the time at which Mr. Plank, together with all Kevin A. Plank Family Entities, has Transferred, in the aggregate, from and after March 28, 2016, a number of shares of Class A Stock and Class C Stock exceeding the Permitted Sale Amount (as defined below) then in effect.

For purposes of determining the occurrence of the Transfer Conversion Time, (i) all Transfers of Class A Stock or Class C Stock by Mr. Plank or a Kevin A. Plank Family Entity to Kevin A. Plank or a Kevin A. Plank Family Entity are disregarded; (ii) a pledge of shares of Class A Stock or Class C Stock, prior to default thereunder, which does not grant to the pledgee the power to vote or direct the vote of the pledged share or the power to vote or direct the disposition of the pledged share prior to a default, without any foreclosure or transfer of ownership, is not deemed a Transfer of such shares of Class A Stock or Class C Stock; (iii) in the event shares of Class B Stock have been automatically converted into shares of Class A Stock in connection with a purported direct or indirect Transfer of shares of Class B Stock to a person other than Mr. Plank or a Kevin A. Plank Family Entity, such shares of Class A Stock are deemed to have been Transferred by Mr. Plank and the Kevin A. Plank Family Entities; and (iv) the withholding by the Company of shares of Class A Stock or Class C Stock otherwise deliverable to Mr. Plank pursuant to any equity compensation award for the purpose of satisfying the exercise price of such equity compensation award on a cashless basis or to cover tax withholding obligations with respect to the vesting or exercise of such equity compensation award is not considered a Transfer of such shares.

The “Permitted Sale Amount” initially means 2,500,000 shares minus two times the number of shares of Class A Stock Transferred (or deemed Transferred) by Mr. Plank or a Kevin A. Plank Family Entity between January 1, 2016 and March 28, 2016. The Permitted Sale Amount will be increased by 2,500,000 shares as of January 1 of each calendar year beginning on January 1, 2017. In the event of any split, subdivision, combination or reclassification of the shares of Class A Stock, Class B Stock and Class C Stock (including a split effected by a dividend paid in shares of common stock on all outstanding shares of common stock) after the initial distribution of the Class C Stock (the “Class C Dividend”) (but not including the Class C Dividend), proportional adjustments will be made to the Permitted Sale Amount and in calculating the number of shares of Class A Stock and Class C Stock Transferred prior thereto for purposes of determining the occurrence of the Transfer Conversion Time. As of December 31, 2019, Mr. Plank had sold 1.0 million shares of Class C Stock since these provisions became effective.

Once converted into shares of Class A Stock, shares of Class B Stock are retired and may not be reissued.

Class C Stock

Upon conversion of all of the outstanding shares of Class B Stock into shares of Class A Stock, the Class C Stock will immediately have voting rights equal to the Class A Stock and be entitled to vote together with the Class A Stock as a single class on all matters, and the Class C Stock will automatically convert into shares of Class A Stock on a one-for-one basis on a date fixed by the Company that is as soon as reasonably practicable and in accordance with our charter and any further procedures required by the Company. The Class C Stock is not otherwise convertible into any other class of capital stock.

Equal Treatment

In the event of any merger or consolidation of the Company with or into another entity, statutory share exchange between the Company and any other entity or conversion of the Company into another entity (whether or not the Company is the surviving entity) or a third party tender offer entered into pursuant to an agreement with the Company (a “Negotiated Tender Offer”), each holder of shares of Class C Stock or Class A Stock will be entitled to receive the same consideration as each holder of shares of Class B Stock on a per share basis, and each holder of shares of Class C Stock or Class A Stock will be entitled to receive the same consideration on a per share basis as each holder of shares of Class B Stock is entitled to receive on a per share basis in connection with a transfer of such shares of Class B Stock incidental to such a merger, consolidation, statutory share exchange, conversion or Negotiated Tender Offer, even if the consideration for such transfer is not paid as consideration in such merger, consolidation, statutory share exchange, conversion or Negotiated Tender Offer.

However, any amounts paid to Mr. Plank as compensation for services rendered or to be rendered by Mr. Plank to the Company or any acquiring entity or any of their respective affiliates (for example, participating in a retention bonus pool established in connection with a proposed merger or compensation paid for pre- or post-merger services), which payment was approved by a majority of the Independent Directors then serving, will not be deemed to be part of such consideration.

Class C Settlement Agreement

In connection with the creation of our Class C Stock, the Circuit Court for Baltimore City, Maryland (the “Court”) approved a settlement entered into by the Company, each of its directors and the plaintiffs in the class action litigation regarding the authorization of the distribution of the Class C Stock captioned *In re: Under Armour Shareholder Litigation*, Case No. 24-C-15-003240. The Court approved the settlement terms as stipulated by the parties (the “Settlement Agreement”). The Settlement Agreement included certain non-monetary remedies, including an amendment to the Non-Compete Agreement and an agreement that the Company will not, within four years following April 7, 2016, use shares of Class C Stock in an amount equal to or greater than 5% of the then-outstanding shares of Class C Stock as consideration in a transaction to acquire a business, the assets of a business, or more than 50% of the outstanding capital stock of a business, unless our Independent Directors (or a designated committee composed entirely of Independent Directors) have first considered the effects (which

consideration may involve measures, advisers, or procedures as they deem advisable in discharging their duties as directors) of using such shares of Class C Stock on the holders of Class A Stock and on the Company.

Preferred Stock

We are authorized to issue, from time to time, without approval by our stockholders, preferred stock in one or more series. Our board of directors may determine the number of shares constituting that series and may fix the distinctive designations, preferences, voting powers, conversion or other rights and any other restrictions, limitations as to dividends and other distributions, qualifications or terms and conditions of redemption of the shares of a series of preferred stock. Our board of directors could authorize the issuance of preferred stock with voting or conversion rights that could dilute the voting power or rights of the holders of Class A Stock, Class B Stock, and Class C Stock. The issuance of preferred stock, while providing flexibility in connection with possible acquisitions and other corporate purposes, could, among other things, have the effect of delaying, deferring or preventing a change in control of Under Armour, Inc. and might harm the market price of our Class A Stock or Class C Stock.

The particular terms of any series of preferred stock offered by us will be described in the prospectus supplement relating to that series of preferred stock. Those terms relating to the series of preferred stock offered may include:

- the number of shares of the preferred stock being offered;
- the title and liquidation preference per share of the preferred stock;
- voting rights, in addition to the voting rights provided by law, and, if so, the terms of such voting rights;
- conversion privileges, and, if so, the terms and conditions of such conversion, including provision for adjustment of the conversion rate in such events as our board of directors shall determine;
- the purchase price of the preferred stock;
- the dividend rate or method for determining the dividend rate;
- the dates on which dividends will be paid;
- whether dividends on the preferred stock will be cumulative or noncumulative and, if cumulative, the dates from which dividends shall commence to accumulate;

- any redemption or sinking fund provisions applicable to the preferred stock;
- any securities exchange on which the preferred stock may be listed; and
- any additional dividend, liquidation, redemption, sinking fund and other rights and restrictions applicable to the preferred stock.

Our board of directors is authorized from time to time to classify or reclassify any unissued shares of the capital stock by setting or changing the preferences, conversion or other rights, voting powers, restrictions, limitations as to dividends and other distributions, qualifications or terms and conditions of redemption of such shares and, in such event, we will file for record with the State Department of Assessments and Taxation of Maryland articles supplementary in substance and form as prescribed by Maryland law.

Anti-Takeover Effects of Maryland Law and Our Charter and Bylaws

Certain provisions of our charter and bylaws and of the MGCL could have the effect of delaying, deferring, or discouraging another party from acquiring control of us.

Three Classes of Stock

Our Class B Stock has 10 votes per share, while our Class A Stock has one vote per share and our Class C Stock has no voting rights (other than as described above). As a result of his beneficial ownership of all of the outstanding shares of Class B Stock, Mr. Plank currently has the ability to elect all of our directors and to determine the outcome of most matters submitted for a vote of our stockholders. This concentrated voting control could discourage others from initiating any potential merger, takeover, or other change of control transaction that other stockholders may view as beneficial.

Because the Class C Stock has no voting rights (other than as described above), the issuance of Class C Stock will not result in voting dilution to the holders of shares Class A Stock or Class B Stock. The issuance of Class C Stock could, however, prolong the duration of Mr. Plank's ownership of a majority of our voting power and his ability to elect all of our directors and to determine the outcome of most matters submitted to a vote of our stockholders.

So long as Mr. Plank has the ability to determine the outcome of most matters submitted to a vote of our stockholders, third parties may be deterred in their willingness to make an unsolicited merger, takeover, or other change of control proposal, or to engage in a proxy contest for the election of directors.

Board of Directors

Our charter and bylaws provide that the number of our directors may be established by our board of directors, provided that the number of directors must be between one and 15 directors. Our charter provides that any vacancy will be filled by a majority of the remaining directors.

Our board of directors is not currently classified and, although it would otherwise be permissible under Maryland law for our board of directors to become classified without stockholder approval, we have included a provision in our charter prohibiting the classification of our board of directors without the recommendation of our board of directors and the affirmative vote of a majority of the votes cast on such matter by holders of our common stock.

Governance Protections

Our charter provides that, so long as any shares of Class B Stock are outstanding, we may not take advantages of any exemption or other provision available to a “controlled company” under the New York Stock Exchange Listing Standards. This means that, among other things (i) a majority of our directors must be Independent Directors, and (ii) we must maintain independent compensation and corporate governance committees comprised solely of Independent Directors. In addition, so long as any shares of Class B Stock are outstanding, the following individuals will not qualify as an Independent Director:

- Mr. Plank;
- Each Kevin A. Plank Family Member; and
- Any individual determined by the board of directors to have a material financial or service relationship with Mr. Plank or a Kevin A. Plank Family Member.

Removal of Directors

Our charter provides that a director may be removed only for cause, by the affirmative vote of the holders of at least two-thirds of the votes entitled to be cast in the election of the director to be removed.

Business Combinations

Our charter contains a provision opting out of the Maryland business combination statute, which would otherwise prohibit specified business combinations between the Company and any interested stockholder or affiliate of an interested stockholder for five years after the most recent date on which the interested stockholder becomes an interested stockholder.

Control Share Acquisitions

Our bylaws contain a provision exempting any and all acquisitions of our shares from the provisions of the Maryland Control Share Acquisition Act, which provides that control shares of a Maryland company acquired in a control share acquisition have no voting rights except to the extent approved by a vote of two-thirds of the votes entitled to be cast on the matter. However, our board of directors may opt to make these provisions applicable to future control share acquisitions at any time by amending or repealing this bylaw provision.

Consideration of Constituencies

Maryland law provides that our charter may allow our board of directors, in considering a potential acquisition of control of the Company, to consider the effects of the change of control on stockholders, employees, suppliers, customers and creditors of the Company, and the communities in which offices or other establishments of the Company are located. Our charter contains this type of provision, which may enable our board of directors to make adverse recommendations to our stockholders with respect to a potential acquisition or takeover.

Amendment to the Charter

Our charter generally may be amended only upon the recommendation of the board of directors and the affirmative vote of the holders of not less than a majority of all of the votes entitled to be cast on the matter, except that a majority of the entire board of directors may, without action by our stockholders, approve amendments to our charter to increase or decrease the aggregate number of shares of stock or the number of shares of stock of any class or series that we have authority to issue. However, our charter provisions regarding removal of directors, vacancies on the board of directors and amendment of the bylaws may be amended only by the affirmative vote of holders of not less than two-thirds of all of the votes entitled to be cast on the matter.

In addition, amendments to the provisions of our charter that set forth the terms of one of our three classes of common stock (Class A Stock, Class B Stock and Class C Stock) and that have a material adverse effect on the rights of such class of stock must be approved by the affirmative vote of a majority of the votes entitled to be cast thereon by holders of such class of capital stock. Amendments to or waivers of the provisions of our charter requiring that the holders of Class A Stock and Class C Stock receive equal treatment as the holders of Class B Stock in connection with certain merger, consolidation, statutory share exchange, conversion and Negotiated Tender Offer transactions must be declared advisable by our board of directors, including at least 75% of the Independent Directors, and approved by at least 75% of the votes entitled to be cast thereon by the holders of (1) Class A Stock and/or Class C Stock (other than Mr. Plank, any Kevin A. Plank Family Entity, any Kevin A. Plank Family Member or any executive officer of the Company), as applicable, each voting as a single class, and (2) Class B Stock, voting as a single class. Additionally, as noted above, so long as any shares of Class B Stock are outstanding, amendments to the provisions of our charter requiring us to maintain a majority of Independent Directors and independent compensation and corporate governance committees, and providing that an Independent Director may not have any family relationship with Mr. Plank, or material financial or service relationship with Mr. Plank or any members of his family (in addition to the independence requirements to which we are subject under the listing standards of any exchange upon which our stock is listed) must be declared advisable by our board of directors, including at least 75% of the Independent Directors, and approved by at least 75% of the votes entitled to be cast thereon by the holders of (1) Class A Stock (other than Mr. Plank, any Kevin A. Plank Family Entity, any Kevin A. Plank Family Member or any executive officer of the Company), voting as a single class, and (2) Class B Stock, voting as a single class.

Undesignated Preferred Stock

The ability to classify, reclassify and issue undesignated preferred stock makes it possible for our board of directors to issue preferred stock with voting or other rights or preferences that could impede the success of any attempt to acquire us. These and other provisions may have the effect of deferring or preventing hostile takeovers or delaying or preventing changes in control or management of our Company.

Advance Notice of Director Nominations and New Business

Our bylaws provide that, with respect to an annual meeting of stockholders, nominations of persons for election to our board of directors and the proposal of business to be considered by stockholders may be made only:

- pursuant to our notice of the meeting;
- by our board of directors; or
- by a stockholder who is a stockholder of record at the time of giving notice and at the time of the meeting, is entitled to vote at the meeting and who has complied with the advance notice procedures specified in the bylaws.

Therefore, our bylaws may have the effect of precluding the conduct of certain business at a meeting if the proper procedures are not followed. These provisions may also discourage or deter a potential acquirer from conducting a solicitation of proxies to elect the acquirer's own slate of directors or otherwise attempting to obtain control of the Company.

Special Meeting of Stockholders

Our bylaws provide that a special meeting of stockholders may be called by our chairman, president, chief executive officer or a majority of our board of directors. In addition, our secretary must also call a special meeting of stockholders upon the written request of stockholders entitled to cast not less than a majority of all the votes entitled to be cast at that meeting.

Majority Action

Our charter provides that any corporate action which, under the general laws of the State of Maryland would (in the absence of a provision in our charter) require the authorization or approval of a greater proportion than a majority of all votes entitled to be cast for such action to be effective and valid, shall be effective and valid if authorized or approved by at least a majority of all the votes entitled to be cast thereon.

Transfer Agent and Registrar

The transfer agent and registrar for our capital stock is American Stock Transfer & Trust Company.

Listing

Our Class A Stock and Class C Stock are listed on NYSE under the symbols “UAA” and “UA”, respectively. Our Class B Stock is not listed on any stock market or exchange.

**THIRD AMENDED AND RESTATED 2005 OMNIBUS
LONG-TERM INCENTIVE PLAN**

TIME BASED OPTION GRANT AGREEMENT

THIS AGREEMENT, made as of this ____ day of _____, 20__, (the "Agreement") between UNDER ARMOUR, INC. (the "Company") and _____ (the "Grantee").

WHEREAS, the Company has adopted the Third Amended and Restated 2005 Omnibus Long-Term Incentive Plan as amended (the "Plan"), which has been delivered or made available to Grantee, to promote the interests of the Company and its stockholders by providing the Company's key employees and others with an appropriate incentive to encourage them to continue in the employ of the Company and to improve the growth and profitability of the Company; and

WHEREAS, the Plan provides for the Grant to Grantees in the Plan of Options to purchase shares of the Company's Class C Shares ("Class C Stock");

NOW, THEREFORE, in consideration of the premises and the mutual covenants hereinafter set forth, the parties hereto hereby agree as follows:

1. Grant of Options. Pursuant to, and subject to, the terms and conditions set forth herein and in the Plan, the Company hereby grants to the Grantee a non-qualified stock option (the "Option") with respect to _____ shares of the Company's Class C Stock.
2. Grant Date. The Grant Date of the Option hereby granted is _____, 20__.
3. Incorporation of the Plan. All terms, conditions and restrictions of the Plan are incorporated herein and made part hereof as if stated herein. If there is any conflict between the terms and conditions of the Plan and this Agreement, the terms and conditions of this Agreement, as interpreted by the Board, or a Committee thereof, shall govern. Unless otherwise indicated herein, all capitalized terms used herein shall have the meanings given to such terms in the Plan.
4. Option Price. The exercise price per share of Class C Stock underlying the Option granted hereby is \$ _____.
5. Vesting of Awards. (a) Except as provided in Sections 5(b) or 8 below, the Option shall vest in _____ equal annual installments on each February 15th beginning February 15, 20__; provided that (i) the Grantee remains continuously employed by the Company through each such applicable vesting date, and (ii) the Grantee has duly executed this Agreement prior to the first such vesting date.

(b) Notwithstanding Section 5(a), in the event that the Grantee's employment is terminated in the event of the Grantee's death or Disability at any time, all unvested Options shall immediately vest on such date of termination and the Options shall terminate one hundred eighty (180) days following such termination of employment.

6. Change in Control.

(a) In the event of a Change in Control in which the Options will not be continued, assumed or substituted with Substitute Awards (as defined below), all of the Options will vest on the day immediately prior to the date of the Change in Control.

(b) In the event of a Change in Control in which the Options will be continued, assumed or substituted with Substitute Awards, any Substitute Awards shall vest on the dates set forth in Section 5(a) or 5(b) of this Agreement.

(c) If the Options are substituted with Substitute Awards as set forth in Section 6(b) above, and within 12 months following the Change in Control the Grantee is terminated by the Successor (or an affiliate thereof) without Cause or resigns for Good Reason, the Substitute Awards shall immediately vest upon such termination or resignation; provided, however, that if the Company determines that the Grantee is a "specified employee" within the meaning of Section 409A, then to the extent any payment under this Agreement on account of the Grantee's separation from service would be considered nonqualified deferred compensation under Section 409A, such payment shall be delayed until the earlier of (i) the date that is six months and one day after the date of such separation from employment, or (ii) the date of Grantee's death.

(d) The following definitions shall apply to this Section 6:

i. "Cause" shall mean the occurrence of any of the following: (a) the Grantee's material misconduct or neglect in the performance of his or her duties; (b) the Grantee's commission of any felony; offense punishable by imprisonment in a state or federal penitentiary; any offense, civil or criminal, involving material dishonesty, fraud, moral turpitude or immoral conduct; or any crime of sufficient import to potentially discredit or adversely affect the Company's ability to conduct its business in the normal course; (c) the Grantee's material breach of the Company's written Code of Conduct, as in effect from time to time; (d) the Grantee's commission of any act that results in severe harm to the Company excluding any act taken by the Grantee in good faith that he or she reasonably believed was in the best interests of the Company; or (e) the Grantee's material breach of the Employee Confidentiality, Non-Competition and Non-Solicitation Agreement by and between Grantee and the Company attached hereto as Attachment A. However, none of the foregoing events or conditions will constitute Cause unless the Company provides Grantee with written notice of the event or condition and thirty (30) days to cure such event or condition (if curable) and the event or condition is not cured within such 30-day period.

ii. "Good Reason" shall mean the occurrence of any of the following events: (a) a diminishment in the scope of the Grantee's duties or responsibilities with the Company; (b) a reduction in the Grantee's current base salary, bonus opportunity or a material reduction in the aggregate benefits or perquisites; or (c) a requirement that the Grantee relocate more than fifty (50) miles from his or her primary place of business as of the date of a Change in Control, or a significant increase in required travel as part of the Grantee's duties and responsibilities with the Company. However, none of the foregoing events or conditions will constitute Good Reason unless (i) Grantee provides the Company with written objection to the event or condition within ninety (90) days following the occurrence thereof, (ii) the Company does not reverse or otherwise cure the event or condition within thirty (30) days of receiving such written objection, and (iii) Grantee resigns his or her employment within thirty (30) days following the expiration of such cure period.

iii. An award will qualify as a “Substitute Award” if it is assumed, substituted or replaced by the Successor with awards that, solely in the discretion of the Compensation Committee of the Board, preserves the existing value of the outstanding Options at the time of the Change in Control and provides vesting and other material terms that are at least as favorable to Grantee as the vesting and other material terms applicable to the Options.

iv. “Successor” shall mean the continuing or successor organization, as the case may be, following the Change in Control.

7. Term. Unless the Option has earlier terminated pursuant to the provisions of this Agreement or the Plan, all unexercised portions of the Option shall terminate, and all rights to purchase shares of Class C Stock thereunder shall cease, upon the expiration of ten years from the Grant Date.

8. Termination of Service.

(a) Termination of Service for Cause. Unless the Option has earlier terminated pursuant to the provisions of this Agreement or the Plan, all unexercised portions of the Option, whether vested or unvested, will terminate and be forfeited upon a termination of the Grantee's Service for Cause (as defined above).

(b) Termination of Service other than for Cause, Death or Disability. Unless the Option has earlier terminated pursuant to the provisions of this Agreement or the Plan, the vested portion of the Option shall terminate thirty (30) days following the termination of the Grantee's Service for any other reason other than for Cause, death or Disability.

(c) Post Termination Exercise. The Grantee (or the Grantee's guardian, legal representative, executor, personal representative or the person to whom the Option shall have been transferred by will or the laws of descent and distribution, as the case may be) may exercise all or any part of the vested portion of the Option during such post termination of employment period, but not later than the end of the term of the Option. Any portion of the Option which is unvested as of the date of termination of service shall immediately terminate.

9. Delays or Omissions. No delay or omission to exercise any right, power, or remedy accruing to any party hereto upon any breach or default of any party under this Agreement, shall impair any such right, power or remedy of such party nor shall it be construed to be a waiver of any such breach or default, or an acquiescence therein, or of any similar breach or default thereafter occurring nor shall any waiver of any single breach or default be deemed a waiver of any other breach or default theretofore or thereafter occurring. Any waiver, permit, consent or approval of any kind or character on the part of any party of any breach or default under this Agreement, or any waiver on the part of any party or any provisions or conditions of this Agreement, shall be in writing and shall be effective only to the extent specifically set forth in such writing.

10. Transferability of Options. During the lifetime of the Grantee, only the Grantee or a Family Member who received all or part of the Option, not for value, (or, in the event of legal incapacity or incompetence, the Grantee's guardian or legal representative) may exercise the Option. The Option shall not be assignable or transferable by the Grantee other than to a Family Member, not for value, or by will or the laws of descent and distribution.

11. Manner of Exercise. The vested portion of the Option may be exercised, in whole or in part, by delivering written notice to the Stock Option Administrator designated by the Company. Such

notice may be in electronic or other form as used by the Stock Option Administrator in its ordinary course of business and as may be amended from time to time, and shall:

(a) state the election to exercise the Option and the number of shares in respect of which it is being exercised;

(b) be accompanied by (i) cash, check, bank draft or money order in the amount of the Option Price payable to the order of the Stock Option Administrator designated by the Company; or (ii) certificates for shares of the Company's Class C Stock (together with duly executed stock powers) or other written authorization as may be required by the Company to transfer shares of such Class C Stock to the Company, with an aggregate value equal to the Option Price of the Class C Stock being acquired; or (iii) a combination of the consideration described in clauses (i) and (ii). Grantee may transfer Class C Stock to pay the Option Price for Class C Stock being acquired pursuant to clauses (ii) and (iii) above only if such transferred Class C Stock (x) was acquired by the Grantee in open market transactions, (y) has been owned by Grantee for longer than six months, and (z) the Grantee is not subject to any other restrictions on transferring Company securities pursuant to Company policy or federal law.

In addition to the exercise methods described above and subject to other restrictions which may apply, the Grantee may exercise the Option through a procedure known as a "cashless exercise," whereby the Grantee delivers to the Stock Option Administrator designated by the Company an irrevocable notice of exercise in exchange for the Company issuing shares of the Company's Class C Stock subject to the Option to a broker previously designated or approved by the Company, versus payment of the Option Price by the broker to the Company, to the extent permitted by the Committee or the Company and subject to such rules and procedures as the Committee or the Company may determine. Grantee may elect to satisfy any tax withholding obligations due upon exercise of the Option, in whole or in part, by delivering to the Company shares of Class C Stock otherwise deliverable upon exercise of the Option as provided under the Plan.

12. Integration. This Agreement and the Plan contain the entire understanding of the parties with respect to its subject matter. There are no restrictions, agreements, promises, representations, warranties, covenants or undertakings with respect to the subject matter hereof other than those expressly set forth herein and in the Plan. This Agreement and the Plan supersede all prior agreements and understandings between the parties with respect to its subject matter.

13. Data Privacy. In order to administer the Plan, the Company may process personal data about Grantee. Such data includes but is not limited to the information provided in this Agreement and any changes thereto, other appropriate personal and financial data about the Grantee such as home address and business address and other contact information, payroll information and any other information that might be deemed appropriate by the Company to facilitate the administration of the Plan. By accepting this grant, Grantee gives explicit consent to the Company to process any such personal data. Grantee also gives explicit consent to the Company to transfer any such personal data outside the country in which Grantee works or is employed, including, with respect to non-U.S. resident Grantees, to the United States, to transferees who shall include the Company and other persons who are designated by the Company to administer the Plan.

14. Electronic Delivery. The Company may choose to deliver certain statutory materials relating to the Plan in electronic form. By accepting this grant Grantee agrees that the Company may deliver the Plan prospectus and the Company's annual report to Grantee in an electronic format. If at any time Grantee would prefer to receive paper copies of these documents, as Grantee is entitled to receive, the Company would be pleased to provide copies. Grantee should contact _____ to request paper copies of these documents.

15. Counterparts; Electronic Signature. This Agreement may be executed in two or more counterparts, each of which shall be deemed an original, but all of which shall constitute one and the same instrument. This Agreement may be signed by the Company through application of an authorized officer's signature, and may be signed by Grantee through an electronic signature.

16. Governing Law; Venue. This Agreement shall be governed by and construed and enforced in accordance with the laws of the State of Maryland, without regard to the provisions governing conflict of laws. For purposes of litigating any dispute that arises under this Award of Options or this Award Agreement, the parties hereby submit to and consent to the jurisdiction of the State of Maryland, and agree that such litigation will be conducted in the jurisdiction and venue of the United States District Court for the District of Maryland or, in the event such jurisdiction is not available, any of the appropriate courts of the State of Maryland, and no other courts.

17. Severability. The provisions of this Agreement are severable and if any one or more provisions are determined to be illegal or otherwise unenforceable, in whole or in part, the remaining provisions shall nevertheless be binding and enforceable.

18. Grantee Acknowledgment. The Grantee hereby acknowledges receipt of a copy of the Plan. The Grantee hereby acknowledges that all decisions, determinations and interpretations of the Board, or a Committee thereof, in respect of the Plan, this Agreement and this Award of Options shall be final and conclusive.

The Company has caused this Agreement to be duly executed by its duly authorized officer and said Grantee has hereunto signed this Agreement on the Grantee's own behalf, thereby representing that the Grantee has carefully read and understands this Agreement and the Plan as of the day and year first written above.

UNDER ARMOUR, INC.

By: _____

GRANTEE

Attachment A

[Attachment A, the Confidentiality, Non-Competition and Non-Solicitation Agreement by and between the Company and Kevin Plank, has been separately filed as Appendix E to the Preliminary Proxy Statement filed by the Company on June 15, 2015, and the Amendment thereto has been separately filed as Exhibit 10.03 of the Company's Quarterly Report on Form 10-Q for the quarterly period ended March 31, 2016.]

TIME BASED RESTRICTED STOCK UNIT GRANT AGREEMENT

THIS AGREEMENT, made as of this ____ day of _____, 20__, (the "Agreement") between UNDER ARMOUR, INC. (the "Company") and _____ (the "Grantee").

WHEREAS, the Company has adopted the Third Amended and Restated 2005 Omnibus Long-Term Incentive Plan, as amended (the "Plan"), which has been delivered or made available to Grantee, to promote the interests of the Company and its stockholders by providing the Company's key employees and others with an appropriate incentive to encourage them to continue in the employ of the Company and to improve the growth and profitability of the Company; and

WHEREAS, the Plan provides for the Grant to Grantees in the Plan of restricted share units for shares of the Company's Class C Shares ("Class C Stock");

NOW, THEREFORE, in consideration of the premises and the mutual covenants hereinafter set forth, the parties hereto hereby agree as follows:

1. Investment. The Grantee represents that the Restricted Stock Units (as defined herein) are being acquired for investment and not with a view toward the distribution thereof.

2. Grant of Restricted Stock Units. Pursuant to, and subject to, the terms and conditions set forth herein and in the Plan, the Company hereby grants to the Grantee an Award of Restricted Stock Units for _____ shares of the Company's Class C Stock (collectively, the "Restricted Stock Units"). The Purchase Price for the Restricted Stock Units shall be paid by the Grantee's services to the Company.

3. Grant Date. The Grant Date of the Restricted Stock Units hereby granted is _____, 20__.

4. Incorporation of the Plan. All terms, conditions and restrictions of the Plan are incorporated herein and made part hereof as if stated herein. If there is any conflict between the terms and conditions of the Plan and this Agreement, the terms and conditions of this Agreement, as interpreted by the Board, or a Committee thereof, shall govern. Unless otherwise indicated herein, all capitalized terms used herein shall have the meanings given to such terms in the Plan.

5. Vesting and Delivery Date.

(a) The Restricted Stock Units shall vest in _____ equal annual installments on each February 15th beginning February 15, 20__; provided that (i) the Grantee remains continuously employed by the Company through each such applicable vesting date, and (ii) the Grantee has duly executed this Agreement prior to the first such vesting date.

(b) Notwithstanding Section 5(a), in the event that the Grantee's employment is terminated upon the occurrence of an event specified in sub-clauses (i) or (ii) below, the Restricted Stock Units shall vest on the dates specified below:

(i) In the event of the Grantee's death or Disability at any time, all unvested Restricted Stock Units not previously forfeited shall immediately vest on such date of termination; and

ii. In the event of the Grantee's Retirement, if Grantee's date of Retirement is on or after February 15, 20__, all of the remaining Restricted Stock Units shall immediately vest on such date of termination; provided, however, that if the Company determines that the Grantee is a "specified employee" within the meaning of Section 409A, then to the extent any payment under this Agreement on account of the Grantee's separation from service would be considered nonqualified deferred compensation under Section 409A, such payment shall be delayed until the earlier of (i) the date that is six months and one day after the date of such separation from employment or (ii) the date of Grantee's death. For the avoidance of doubt, if Grantee's date of Retirement is before February 15, 20__, all unvested Restricted Stock Units shall be forfeited.

(j) As used in this Section 5, the following terms have the following meanings:

(i) "Cause" shall mean the occurrence of any of the following: (a) the Grantee's material misconduct or neglect in the performance of his or her duties; (b) the Grantee's commission of any felony; offense punishable by imprisonment in a state or federal penitentiary; any offense, civil or criminal, involving material dishonesty, fraud, moral turpitude or immoral conduct; or any crime of sufficient import to potentially discredit or adversely affect the Company's ability to conduct its business in the normal course; (c) the Grantee's material breach of the Company's written Code of Conduct, as in effect from time to time; (d) the Grantee's commission of any act that results in severe harm to the Company excluding any act taken by the Grantee in good faith that he or she reasonably believed was in the best interests of the Company; or (e) the Grantee's material breach of the Employee Confidentiality, Non-Competition and Non-Solicitation Agreement by and between Grantee and the Company (the "Confidentiality, Non-Compete and Non-Solicitation Agreement") attached hereto as Attachment A. However, none of the foregoing events or conditions will constitute Cause unless the Company provides Grantee with written notice of the event or condition and thirty (30) days to cure such event or condition (if curable) and the event or condition is not cured within such 30-day period.

ii. "Retirement" shall mean the Grantee's voluntary termination from employment after attainment of age 60 with at least 10 years of continuous service (or after other significant service to the Company, as determined to be satisfied by the Chief Executive Officer and Chief Financial Officer of the Company in writing); provided, however, that the termination was not occasioned by a discharge for Cause.

(j) On the first business day after each vesting date described in Sections 5(a) or 5(b), as applicable, the Company shall deliver to Grantee the shares of the Company's Class C Stock to which his or her vested Restricted Stock Units relate; provided, however, that if the Company determines that the Grantee is a "specified employee" within the meaning of Section 409A, then to the extent any payment under this Agreement on account of the Grantee's separation from service would be considered nonqualified deferred compensation under Section 409A, such payment shall be delayed until the earlier of (i) the date that is six months and one day after the date of such separation from employment or (ii) the date of Grantee's death.

6. Change in Control.

(a) In the event of a Change in Control in which the Restricted Stock Units will not be continued, assumed or substituted with Substitute Awards (as defined below), all of the Restricted Stock Units not otherwise forfeited shall vest immediately on the day immediately prior to the date of the Change in Control.

(b) In the event of a Change in Control following which the Restricted Stock Units will be continued, assumed or substituted with Substitute Awards, any Substitute Awards shall vest on the dates set forth in Section 5(a) or 5(b) of this Agreement.

(c) If the Restricted Stock Units are substituted with Substitute Awards as set forth in subclause (b) of this Section 6, and within 12 months following the Change in Control the Grantee is terminated by the Successor (or an affiliate thereof) without Cause (as defined above) or resigns for Good Reason, the Substitute Awards shall immediately vest upon such termination or resignation.

(d) On the first business day after each vesting date set forth in Sections 6(a), (b) or (c), as applicable, the Company shall deliver to Grantee the shares of stock to which the Restricted Stock Units or Substitute Awards relate; provided, however, that if the Company determines that the Grantee is a "specified employee" within the meaning of Section 409A, then to the extent any payment under this Agreement on account of the Grantee's separation from service would be considered nonqualified deferred compensation under Section 409A, such payment shall be delayed until the earlier of (i) the date that is six months and one day after the date of such separation from employment, or (ii) the date of Grantee's death.

(e) The following definitions shall apply to this Section 6:

i. "Good Reason" shall mean the occurrence of any of the following events: (a) a diminishment in the scope of the Grantee's duties or responsibilities with the Company; (b) a reduction in the Grantee's current base salary, bonus opportunity or a material reduction in the aggregate benefits or perquisites; or (c) a requirement that the Grantee relocate more than fifty (50) miles from his or her primary place of business as of the date of a Change in Control, or a significant increase in required travel as part of the Grantee's duties and responsibilities with the Company. However, none of the foregoing events or conditions will constitute Good Reason unless (i) Grantee provides the Company with written objection to the event or condition within ninety (90) days following the occurrence thereof, (ii) the Company does not reverse or otherwise cure the event or condition within thirty (30) days of receiving such written objection, and (iii) Grantee resigns his or her employment within thirty (30) days following the expiration of such cure period.

ii. An award will qualify as a "Substitute Award" if it is assumed, substituted or replaced by the Successor with awards that, solely in the discretion of the Compensation Committee of the Board, preserves the existing value of the outstanding Restricted Stock Units at the time of the Change in Control and provides vesting and payout terms that are at least as favorable to Grantee as the vesting and payout terms applicable to the Restricted Stock Units.

iii. "Successor" shall mean the continuing or successor organization, as the case may be, following the Change in Control.

7. Forfeiture. Subject to the provisions of the Plan and Sections 5 and 6 of this Agreement, with respect to the Restricted Stock Units which have not become vested on the date the Grantee's employment is terminated, the Award of Restricted Stock Units shall expire and such unvested Restricted Stock Units shall immediately be forfeited on such date.

8. Employee Confidentiality, Non-Competition and Non-Solicitation Agreement. As a condition to the grant of the Restricted Stock Units, Grantee shall have executed and become a party to the Confidentiality, Non-Compete and Non-Solicitation Agreement.

9. No Shareholder Rights. Grantee does not have any rights of a shareholder with respect to the Restricted Stock Units. No dividend equivalents will be earned or paid with regard to the Restricted Stock Units.

10. Delays or Omissions. No delay or omission to exercise any right, power, or remedy accruing to any party hereto upon any breach or default of any party under this Agreement, shall impair any such right, power or remedy of such party nor shall it be construed to be a waiver of any such breach or default, or an acquiescence therein, or of any similar breach or default thereafter occurring nor shall any waiver of any single breach or default be deemed a waiver of any other breach or default theretofore or thereafter occurring. Any waiver, permit, consent or approval of any kind or character on the part of any party of any breach or default under this Agreement, or any waiver on the part of any party or any provisions or conditions of this Agreement, shall be in writing and shall be effective only to the extent specifically set forth in such writing.

11. Integration. This Agreement and the Plan contain the entire understanding of the parties with respect to its subject matter. There are no restrictions, agreements, promises, representations, warranties, covenants or undertakings with respect to the subject matter hereof other than those expressly set forth herein and in the Plan. This Agreement and the Plan supersede all prior agreements and understandings between the parties with respect to its subject matter.

12. Withholding Taxes. Grantee agrees, as a condition of this grant, that Grantee will make acceptable arrangements to pay any withholding or other taxes that may be due as a result of vesting in Restricted Stock Units or delivery of shares acquired under this grant. In the event that the Company determines that any federal, state, local, municipal or foreign tax or withholding payment is required relating to the vesting in Restricted Stock Units or delivery of shares arising from this grant, the Company shall have the right to require such payments from Grantee in the form and manner as provided in the Plan. The Grantee authorizes the Company at its discretion to satisfy its withholding obligations, if any, by one or a combination of the following:

- (a) withholding from the Grantee's wages or other cash compensation paid to the Grantee by the Company; or
- (b) withholding from proceeds of the sale of shares of Class C Stock acquired upon settlement of the Restricted Stock Units either through a voluntary sale or through a mandatory sale arranged by the Company (on the Grantee's behalf pursuant to this authorization without further consent); or
- (c) withholding in shares of Class C Stock to be issued upon settlement of the Restricted Stock Units; or
- (d) by any other method deemed by the Company to comply with applicable laws.

13. Data Privacy. In order to administer the Plan, the Company may process personal data about Grantee. Such data includes but is not limited to the information provided in this Agreement and any changes thereto, other appropriate personal and financial data about the Grantee such as home address and business address and other contact information, payroll information and any other

information that might be deemed appropriate by the Company to facilitate the administration of the Plan. By accepting this grant, Grantee gives explicit consent to the Company to process any such personal data. Grantee also gives explicit consent to the Company to transfer any such personal data outside the country in which Grantee works or is employed, including, with respect to non-U.S. resident Grantees, to the United States, to transferees who shall include the Company and other persons who are designated by the Company to administer the Plan.

14. Electronic Delivery. The Company may choose to deliver certain statutory materials relating to the Plan in electronic form. By accepting this grant Grantee agrees that the Company may deliver the Plan prospectus and the Company's annual report to Grantee in an electronic format. If at any time Grantee would prefer to receive paper copies of these documents, as Grantee is entitled to receive, the Company would be pleased to provide copies. Grantee should contact _____ to request paper copies of these documents.

15. Counterparts; Electronic Signature. This Agreement may be executed in two or more counterparts, each of which shall be deemed an original, but all of which shall constitute one and the same instrument. This Agreement may be signed by the Company through application of an authorized officer's signature, and may be signed by Grantee through an electronic signature.

16. Governing Law; Venue. This Agreement shall be governed by and construed and enforced in accordance with the laws of the State of Maryland, without regard to the provisions governing conflict of laws. For purposes of litigating any dispute that arises under this Award of Restricted Stock Units or this Award Agreement, the parties hereby submit to and consent to the jurisdiction of the State of Maryland, and agree that such litigation will be conducted in the jurisdiction and venue of the United States District Court for the District of Maryland or, in the event such jurisdiction is not available, any of the appropriate courts of the State of Maryland, and no other courts.

17. Severability. The provisions of this Agreement are severable and if any one or more provisions are determined to be illegal or otherwise unenforceable, in whole or in part, the remaining provisions shall nevertheless be binding and enforceable.

18. Grantee Acknowledgment. The Grantee hereby acknowledges receipt of a copy of the Plan. The Grantee hereby acknowledges that all decisions, determinations and interpretations of the Board, or a Committee thereof, in respect of the Plan, this Agreement and this Award of Restricted Stock Units shall be final and conclusive.

The Company has caused this Agreement to be duly executed by its duly authorized officer and said Grantee has hereunto signed this Agreement on the Grantee's own behalf, thereby representing that the Grantee has carefully read and understands this Agreement and the Plan as of the day and year first written above.

UNDER ARMOUR, INC.

By: _____

GRANTEE

Attachment A

[Attachment A, the Form of Employee Confidentiality, Non-Competition and Non-Solicitation Agreement by and between certain executives and the Company, has been separately filed with the Company's Annual Report on Form 10-K for the year ended December 31, 2019, as Exhibit 10.15]

**Amendment Three to the Under Armour, Inc.
2006 Non-Employee Director Deferred Stock Unit Plan**

WHEREAS, the Company has established the Under Armour, Inc. 2006 Non-Employee Director Deferred Stock Unit Plan, effective May 31, 2006 (the “DSU Plan”);

WHEREAS, the Board has the authority under Section 5.3 of the DSU Plan to amend the DSU Plan; and

WHEREAS, the Board has approved amending the DSU Plan to permit the deferral of Committee Members Fees payable in accordance with Section 3.5 of the Director Compensation Plan;

NOW, THEREFORE, the DSU Plan is hereby amended as follows effective December 4, 2019:

1. By amending Section 3.1(d)(i) and (ii) to read as follows:

“(d) Deferral of Annual Retainer Fees and Committee Chair Fees and Committee Member Fees.

(i) Each Non-Employee Director may, by completing, signing and filing with the Company a deferral election form substantially in the form set out as Exhibit A, irrevocably elect to have all of his or her Annual Retainer Fees, and/or all of his or her Committee Chair Fees and/or all of his or her Committee Member Fees payable in accordance with Sections 3.1, 3.2, 3.4 and 3.5 of the Director Compensation Plan, respectively, deferred as DSUs under this Plan and credited to a bookkeeping account in accordance with the terms and conditions of the Plan.

(ii) Elections with respect to only part of any of the Annual Retainer Fees, the Committee Chair Fees, the Committee Member Fees for any Plan Year are not permitted. Reimbursement of expenses associated with attending meetings of the Board or committees of the Board may not be deferred.”

2. By amending Exhibit A to the DSU Plan to appropriate allow for the election to defer Committee Member Fees in accordance with the provisions set forth above in this Amendment.

Except as hereinabove amended and modified, the DSU Plan shall remain in full force and effect.

Subsidiaries

Under Armour Europe B.V.
Under Armour Retail, Inc.
UA Global Sourcing Ltd.
UA International Holdings C.V.
UA Sourcing CBT
UA Connected Fitness, Inc.

Incorporation

The Netherlands
Maryland
Hong Kong
The Netherlands
Hong Kong
Delaware

Subsidiaries not included in the list are omitted because, considered in the aggregate as a single subsidiary, they do not constitute a significant subsidiary.

Exhibit 23.01

CONSENT OF INDEPENDENT REGISTERED PUBLIC ACCOUNTING FIRM

We hereby consent to the incorporation by reference in the Registration Statements on Form S-3 (No. 333-229959) and S-8 (No. 333-129932, 333-130567, 333-172423, 333-210486, 333-210844, and 333-234809) of Under Armour, Inc. of our report dated February 26, 2020 relating to the financial statements and financial statement schedule and the effectiveness of internal control over financial reporting, which appears in this Form 10-K.

/s/ PricewaterhouseCoopers LLP
Baltimore, Maryland
February 26, 2020

**Certification of Chief Executive Officer
Pursuant to Section 302 of the Sarbanes-Oxley Act of 2002**

I, Patrik Frisk, certify that:

1. I have reviewed this annual report on Form 10-K of Under Armour, Inc.;
2. Based on my knowledge, this report does not contain any untrue statement of a material fact or omit to state a material fact necessary to make the statements made, in light of the circumstances under which such statements were made, not misleading with respect to the period covered by this report;
3. Based on my knowledge, the financial statements, and other financial information included in this report, fairly present in all material respects the financial condition, results of operations and cash flows of the registrant as of, and for, the periods presented in this report;
4. The registrant's other certifying officer and I are responsible for establishing and maintaining disclosure controls and procedures (as defined in Exchange Act Rules 13a-15(e) and 15d-15(e)) and internal control over financial reporting (as defined in Exchange Act Rules 13a-15(f) and 15d-15(f)) for the registrant and have:
 - a) designed such disclosure controls and procedures, or caused such disclosure controls and procedures to be designed under our supervision, to ensure that material information relating to the registrant, including its consolidated subsidiaries, is made known to us by others within those entities, particularly during the period in which this report is being prepared;
 - b) designed such internal control over financial reporting, or caused such internal control over financial reporting to be designed under our supervision, to provide reasonable assurance regarding the reliability of financial reporting and the preparation of financial statements for external purposes in accordance with generally accepted accounting principles;
 - c) evaluated the effectiveness of the registrant's disclosure controls and procedures and presented in this report our conclusions about the effectiveness of the disclosure controls and procedures, as of the end of the period covered by this report based on such evaluation; and
 - d) disclosed in this report any change in the registrant's internal control over financial reporting that occurred during the registrant's most recent fiscal quarter (the registrant's fourth fiscal quarter in the case of an annual report) that has materially affected, or is reasonably likely to materially affect, the registrant's internal control over financial reporting; and
5. The registrant's other certifying officer and I have disclosed, based on our most recent evaluation of internal control over financial reporting, to the registrant's auditors and the audit committee of the registrant's board of directors (or persons performing the equivalent functions):
 - a) all significant deficiencies and material weaknesses in the design or operation of internal control over financial reporting which are reasonably likely to adversely affect the registrant's ability to record, process, summarize and report financial information; and
 - b) any fraud, whether or not material, that involves management or other employees who have a significant role in the registrant's internal control over financial reporting.

Date: February 26, 2020

/s/ PATRIK FRISK

Patrik Frisk

Chief Executive Officer and President Principal Executive Officer

**Certification of Chief Financial Officer
Pursuant to Section 302 of the Sarbanes-Oxley Act of 2002**

I, David E. Bergman, certify that:

1. I have reviewed this annual report on Form 10-K of Under Armour, Inc.;
2. Based on my knowledge, this report does not contain any untrue statement of a material fact or omit to state a material fact necessary to make the statements made, in light of the circumstances under which such statements were made, not misleading with respect to the period covered by this report;
3. Based on my knowledge, the financial statements, and other financial information included in this report, fairly present in all material respects the financial condition, results of operations and cash flows of the registrant as of, and for, the periods presented in this report;
4. The registrant's other certifying officer and I are responsible for establishing and maintaining disclosure controls and procedures (as defined in Exchange Act Rules 13a-15(e) and 15d-15(e)) and internal control over financial reporting (as defined in Exchange Act Rules 13a-15(f) and 15d-15(f)) for the registrant and have:
 - a) designed such disclosure controls and procedures, or caused such disclosure controls and procedures to be designed under our supervision, to ensure that material information relating to the registrant, including its consolidated subsidiaries, is made known to us by others within those entities, particularly during the period in which this report is being prepared;
 - b) designed such internal control over financial reporting, or caused such internal control over financial reporting to be designed under our supervision, to provide reasonable assurance regarding the reliability of financial reporting and the preparation of financial statements for external purposes in accordance with generally accepted accounting principles;
 - c) evaluated the effectiveness of the registrant's disclosure controls and procedures and presented in this report our conclusions about the effectiveness of the disclosure controls and procedures, as of the end of the period covered by this report based on such evaluation; and
 - d) disclosed in this report any change in the registrant's internal control over financial reporting that occurred during the registrant's most recent fiscal quarter (the registrant's fourth fiscal quarter in the case of an annual report) that has materially affected, or is reasonably likely to materially affect, the registrant's internal control over financial reporting; and
5. The registrant's other certifying officer and I have disclosed, based on our most recent evaluation of internal control over financial reporting, to the registrant's auditors and the audit committee of the registrant's board of directors (or persons performing the equivalent functions):
 - a) all significant deficiencies and material weaknesses in the design or operation of internal control over financial reporting which are reasonably likely to adversely affect the registrant's ability to record, process, summarize and report financial information; and
 - b) any fraud, whether or not material, that involves management or other employees who have a significant role in the registrant's internal control over financial reporting.

Date: February 26, 2020

/s/ DAVID E. BERGMAN

David E. Bergman

Chief Financial Officer Principal Financial Officer

Certification of Chief Executive Officer

Pursuant to 18 U.S.C. Section 1350, as created by Section 906 of the Sarbanes-Oxley Act of 2002, the undersigned officer of Under Armour, Inc. (the "Company") hereby certifies, to such officer's knowledge, that:

- (i) the annual report on Form 10-K of the Company for the period ended December 31, 2019 (the "Report") fully complies with the requirements of Section 13(a) or Section 15(d), as applicable, of the Securities Exchange Act of 1934, as amended; and
- (ii) the information contained in the Report fairly presents, in all material respects, the financial condition and results of operations of the Company.

Date: February 26, 2020

/s/ PATRIK FRISK

Patrik Frisk

Chief Executive Officer and President Principal Executive Officer

A signed original of this written statement required by Section 906 of the Sarbanes-Oxley Act of 2002 has been provided to Under Armour, Inc. and will be retained by Under Armour, Inc. and furnished to the Securities and Exchange Commission or its staff upon request.

Certification of Chief Financial Officer

Pursuant to 18 U.S.C. Section 1350, as created by Section 906 of the Sarbanes-Oxley Act of 2002, the undersigned officer of Under Armour, Inc. (the "Company") hereby certifies, to such officer's knowledge, that:

- (i) the annual report on Form 10-K of the Company for the period ended December 31, 2019 (the "Report") fully complies with the requirements of Section 13(a) or Section 15(d), as applicable, of the Securities Exchange Act of 1934, as amended; and
- (ii) the information contained in the Report fairly presents, in all material respects, the financial condition and results of operations of the Company.

Date: February 26, 2020

/s/ DAVID E. BERGMAN

David E. Bergman

Chief Financial Officer Principal Financial Officer

A signed original of this written statement required by Section 906 of the Sarbanes-Oxley Act of 2002 has been provided to Under Armour, Inc. and will be retained by Under Armour, Inc. and furnished to the Securities and Exchange Commission or its staff upon request.